

APPENDIX 13 2023 STACK TESTING REPORT



PROFESSIONAL SERVICES

ATMOSPHERIC EMISSION CHARACTERIZATION REPORT

DOMESTIC WASTE INCINERATOR - MELIADINE DIVISION



AGNICO EAGLE

Agnico Eagle Mines Ltd.

SARA SAVOIE
ENVIRONMENTAL SUPERINTENDENT

OUR REFERENCE: #23-7693

consul-air.com

Quebec

2022 Lavoisier street, suite 125
Quebec (Quebec) G1N 4L5

PHONE - 418 650.5960

FAX - 418 704.2221

TOLL-FREE - 1 866 6969.AIR (247)

Repentigny

600 Leclerc street, suite 101
Repentigny (Quebec) J6A 2E5

PHONE - 450 654.8000

FAX - 450 654.6730

Longueuil

992 Joliette street, suite 102
Longueuil (Quebec) J4K 4V9

PHONE - 450 332.4322

WRITTEN BY



Mohamed Bensalah, Project Manager

REVIEWED BY



Jérémy Martin, Eng. (5017292)
Project manager

Quebec City, March 2024

TABLE OF CONTENTS

1	Introduction	1
1.1	<i>Program Objectives</i>	1
1.2	<i>Program Scope</i>	1
2	Key Personnel	1
3	Environmental Norms and Requirements to be Respected	2
4	Sampling.....	3
4.1	<i>Process Operating Conditions</i>	3
4.2	<i>Emission Point Characteristics</i>	3
4.3	<i>Sampling Methods.....</i>	4
4.3.1	Particles, metals and hydrogen chloride	4
4.3.2	Semi-volatile Organic Compounds.....	5
4.3.3	Gaseous Parameters (O ₂ , CO ₂ , CO, NO _x and SO ₂).....	6
4.4	<i>Schedule</i>	7
5	QA/QC Program.....	7
5.1	<i>QA/QC During PlaNning phase</i>	7
5.1.1	Sampling Team	7
5.1.2	Sampling Methods.....	8
5.1.3	Equipment, Instruments and Reagents Used.....	8
5.1.4	Field Forms.....	8
5.2	<i>QA/QC During Sampling.....</i>	8
5.2.1	Sampling Train Assembly and Sample Recuperation	8
5.2.2	Leak Tests.....	9
5.2.3	Specific Criteria	9
5.2.4	Analyser Calibration.....	9
5.3	<i>Post-sampling QA/QC</i>	9
5.3.1	Analysis Laboratories	9
5.3.2	QA/QC – Report Drafting.....	10
5.4	<i>Method Criteria and Test Validity.....</i>	10
6	Results	10
7	Result Analysis	19
8	Conclusion	19
9	References.....	21

LIST OF TABLES

Table 1-1 – Targeted Sources and Parameters	1
Table 2-1 – Client Contact Information	2
Table 2-2 – Consulair’s Team Involved in the Project	2
Table 2-3 – Laboratories	2
Table 3-1 – Air Emission Standards for Solids Waste Incinerators	3
Table 4-1 – Characteristics of the Sampling Location of the Emission Points.....	3
Table 4-2 – Sampling Methods.....	4
Table 4-3 – Sampling Train – Particles – Method EPS 1/RM/8 & USEPA 29	5
Table 4-4 – Sampling Train – SVOC – EPS 1/RM/2	6
Table 4-5 – Characteristics of the Analyzers	7
Table 4-6 – Test Schedule – Meliadine Incinerator	7
Table 6-1 – Results – Incinerator – Gases	11
Table 6-2 – Results – Incinerator – Metals, particulate matter and HCl	12
Table 6-3 – Results – Incinerator – SVOC	18

LIST OF FIGURES

Figure 4-1 – Sampling Site Placement Criteria.....	4
----------------------------------------------------	---

APPENDICES

- Appendix 1 – Computer Compiled Data
- Appendix 2 – Calibration Certificates
- Appendix 3 – Laboratory Analysis Reports
- Appendix 4 – Field Forms
- Appendix 5 – CEMS Graphs
- Appendix 6 – QA/QC Data

GLOSSARY

Deviation

A deviation refers to the failure to comply with a sampling method for various reasons.

A sampling method may have to be modified because of the particular nature of an emission point (for example, if it is impossible to properly install the sampling equipment, the temperature of the gas streams is too high, or their speed is too low).

A deviation can also occur during sampling (for example, collection of a volume of gas smaller than that required by the methodology). In such cases, the deviation must be recorded and clearly explained on the field data sheets and included in the report.

Emission point

Stack, vent, fan or any other opening that may release emissions into the air.

A sampling campaign may involve a number of emission points.

Environmental compliance verification

Process to verify compliance with a regulatory requirement.

Isokinetic sampling

Sampling is isokinetic when the linear velocity of the gas entering the sampling nozzle is equal to that of the undisturbed gas stream at the sampling point.

Qualified personnel

Personnel with the training and experience described in *Lignes directrices concernant les prélèvements des émissions atmosphériques en provenance de sources fixes (Guidelines for Sampling of Atmospheric Emissions from Stationary Sources)*, DR-12-AIR-01, available on the CEAEQ website.

Source operator

Operator of the emission source being sampled.

Sampling site

Location of the emission points where samples are collected. Sampling methods include instructions for choosing the sampling site.

Sampler

The team that collects the samples during a sampling campaign; the team may be from a regulatory body or an external sampling firm or be employed by the operator of the emission source targeted by the sampling campaign.

Campaign site

Location where the sampling campaign is carried out (plant and the municipality in which it is located).

Stationary emission source

Activity, equipment, or process, other than a mobile vehicle, aircraft, ship, or locomotive, that generates emissions; a stationary source may have one or more emission points.

Test

Collection of a sample, with its duration depending on the sampling method.

ABBREVIATIONS, ACRONYMS AND SYMBOLS

Agnico Eagle: Agnico Eagle Mines Limited

CCME: Canadian Council of Ministers of the Environment

CEMS: Continuous Emission monitoring System

CO: Carbon Monoxide

CO₂: Carbon Dioxide

ECCC: Environment and Climate Change Canada (since 2016)

HCl: Hydrogen chloride or Hydrochloric acid

ISO/CEI 17025: General prescriptions concerning the jurisdiction of calibration and testing laboratories distributed jointly by the International Organization for Standardization and the International Electrochemical Commission

Me: Metals

NO_x: Nitrogen oxides

O₂: Oxygen

PM: Particle matter

PCDD/F: Polychlorinated Dibenzodioxins and Polychlorinated Dibenzofurans

QA: Quality Assurance

QA/QC: Quality Assurance and Quality Control

QC: Quality Control

RDL: Reported detection Limit

SO₂: Sulfur dioxide

SVOC: Semi-Volatile Organic Compounds

USEPA or US EPA: United States Environmental Protection Agency

%vs: Volumetric percentage on a dry basis

SUMMARY

Consulair was mandated by Agnico Eagle Mines Limited (Agnico Eagle), Meliadine Division to perform an atmospheric emission characterization program at the outlet of an incinerator located on the industrial pad of the Meliadine Mine, as part of an environmental compliance program. The Mine is located approximately 25 km north of Rankin Inlet, Nunavut. The campaign was carried out from September 29th to October 1st 2023.

The objectives of this atmospheric emission characterization were as follows:

- Obtain an overview of atmospheric emissions in current conditions;
- Compare the results to the emission standards;
- Assess the concentrations and emission rate of the main parameters of interest emitted by the source;
- Ensure that the sampling work meets quality control recognized criteria.

The standards come from the “Environmental Guideline for the Burning and Incineration of Solid Waste” emitted by the Department of Environment of the Government of Nunavut based on the Canadian Council of Ministers of the Environment (CCME) Canada - Wide Standards for Dioxins and Furans and Mercury Emissions. The parameters of interest during the present characterization campaign were the filterable particles (P), metals (Me), gaseous hydrochloric acid (HCl), semi-volatile organic compounds (SVOC), oxygen (O₂), carbon dioxide (CO₂), carbon monoxide (CO), sulfur dioxide (SO₂) and nitrogen oxides (NO_x). A summary of the results obtained during this campaign is presented in the following table.

SUMMARY OF RESULTS

PARTICULATE MATTER	
CONCENTRATION (mg/m ³ R)	26.0
CONCENTRATION (mg/m ³ R at 11% O ₂)	25.3
EMISSION (kg/h)	0.106
TOTAL METALS	
CONCENTRATION (µg/m ³ R)	8970
CONCENTRATION (µg/m ³ R at 11% O ₂)	8720
EMISSION (g/h)	36.6
MERCURY	
CONCENTRATION (µg/m ³ R)	0.350
CONCENTRATION (µg/m³R at 11% O₂)	0.336
STANDARD (µg/m³R at 11% O₂)	20
EMISSION (g/h)	0.00144
HYDROGEN CHLORIDE	
CONCENTRATION (mg/m ³ R)	172.7
EMISSION (kg/h)	0.683
SVOC (PCDD/F)	
CONCENTRATION (ng TEQ/m ³ R)	0.116
CONCENTRATION (ng TEQ/m³R at 11% O₂)	0.108
STANDARD (ng TEQ/m³R at 11% O₂)	0.08
EMISSION (µg/h) TEQ	0.186

For this program, the applicable standards for mercury (Hg) are respected but not for dioxins and furans (PCDD/F). An average value of 0.108 ng TEQ/m³R at 11% O₂ was recorded, compared to the applicable limit from the GN Guideline of 0.08 ng TEQ/m³R at 11% O₂.

The sample collection was performed in accordance with the requirements of the Report No. EPS 3/UP/2, including methods recommended by Environment and Climate Change Canada (ECCC) inside “Environment Canada, the National Incinerator Testing and Evaluation program: Air Pollution Control Technology”. Report No. EPS 3/UP/2, Ottawa, 1986.

1 INTRODUCTION

Consulair was mandated by Agnico Eagle Mines Limited (Agnico Eagle), Meliadine Division to perform an atmospheric emission characterization program at the outlet of an incinerator located on the industrial pad of the Meliadine Mine, as part of an environmental compliance program. The Mine is located approximately 25 km north of Rankin Inlet, Nunavut. The campaign was carried out from September 29th to October 1st 2023.

1.1 PROGRAM OBJECTIVES

The objectives of the atmospheric emission characterization were as follows:

- Evaluate the physical characteristics of the stack’s gas flow;
- Evaluate the concentration and the emission rate of the main parameters of interest emitted by the incinerator;
- Compare the emission results to the applicable standards;
- Ensure that the sampling work respects the recognized quality control criteria.

1.2 PROGRAM SCOPE

The program included the source (process) and the parameters outlined in table 1-1.

TABLE 1-1 – TARGETED SOURCE AND PARAMETERS

SOURCE / PARAMETERS	P	Me*	HCl	SVOC**	O ₂	CO ₂	CO	SO ₂	NO _x
Meliadine Incinerator	3	3	3	3	3	3	3	3	3

*Al, Sb, Ag, As, Ba, Be, Bi, B, Ca, Cr, Co, Cu, Sn, Fe, Li, Mg, Mb, Mo, Ni, Pb, K, Se, Na, Ti, V, Zn, Sr, Tl, Si (Silicium soluble) and Hg

** PCDD/F

Gas characteristics (velocity, temperature and humidity) were also measured during isokinetic sampling.

2 KEY PERSONNEL

Table 2-1 presents the contact information for the company subject to validation testing. The Consulair team involved in the project is presented in table 2-2. The laboratories used as subcontractors are listed in table 2-3.

TABLE 2-1 – CLIENT CONTACT INFORMATION

COMPANY & ADDRESS	CONTACT	ROLE
Agnico Eagle Mines Limited Meliadine Division Suite 879 Rankin Inlet, Nunavut, Canada, X0C 0G0	Randy Schwandt Environmental coordinator Tel: 819-759-3555, ext. 4603996 randy.schwandt@agnicoeagle.com	Program coordinator

TABLE 2-2 – CONSULAIR’S TEAM INVOLVED IN THE PROJECT

PERSONNEL	TITLE	EXPERIENCE	ROLE
Christian Gagnon	President	33 years	Project manager
Carl Jackson	Vise President	30 years	On-site sampling Data compilation.
Elouan Lefevre	Technician	2 years	On-site sampling
Mohamed Bensalah	Project Manager	4 years	Data compilation. Writing of report
Jérémy Martin, Eng.	Project manager	9 years	Validation of report

TABLE 2-3 – LABORATORIES

LABORATORY	ANALYSIS	ACCREDITATION DOMAIN DR-12-LLA
Consulair	P	400
	Hydrogen chloride (HCl)	Not applicable
Bureau Veritas	Me / PCDD/F	404/406/510

3 ENVIRONMENTAL NORMS AND REQUIREMENTS TO BE RESPECTED

The Government of Nunavut presented a Guideline document in October 2010, which was revised in January 2012, for the burning and incineration of solid waste. The document includes two criteria for air emissions which are applicable for the current project. Air emission standards establish limits on the amount of contaminants that can be released into the atmosphere. These standards are expressed as a concentration in the exhaust gases leaving the stack and are capable of being achieved using generally available incineration technology and waste diversion practices. The following emission standards apply to existing, new or expanding solid waste incinerators operating in Nunavut and have been adopted from the Canadian Council of Ministers of the Environment (CCME) Canada-Wide Standards for Dioxins and Furans and Mercury Emissions, respectively. Similar standards for the open burning of solid waste have not been established.

TABLE 3-1 – AIR EMISSION STANDARDS FOR SOLIDS WASTE INCINERATORS

PARAMETER	NUMERIC STANDARD*
Dioxins and Furans	80 pg I-TEQ/m ³
Mercury	20 µg/ Rm ³

*Stack concentrations are corrected to 11% oxygen content for reporting purposes

4 **SAMPLING**

4.1 **PROCESS OPERATING CONDITIONS**

An Agnico Eagle representative was responsible for monitoring operating conditions to ensure representative sampling conditions. To perform this sampling program under accurate conditions, strict communication was maintained between Consular and Agnico Eagle personnel involved

Process operating conditions were Agnico Eagle’s responsibility and were maintained at a stable condition throughout the sampling program.

4.2 **EMISSION POINT CHARACTERISTICS**

The emission and sampling point characteristics are presented in table 4-1. Figure 4-1 shows the two selection criteria for the sampling site; length of the duct or stack upstream (A) and downstream (B) from flow disturbances. The number of sampling points was chosen using these two lengths according to the EPS 1/RM/8 Method A by ECCC titled “Determination of Sampling Site and Traverse Points”.

TABLE 4-1 – CHARACTERISTICS OF THE SAMPLING LOCATION OF THE EMISSION POINTS

SOURCE / EMISSION POINT	DIAMETER AT THE SAMPLING POINT (m)	NUMBER OF DIAMETERS		NUMBER OF SAMPLING PORTS USED	NUMBER OF SAMPLING POINTS	
		B _D	A _D		PER TRAVERSE	TOTAL
Meliadine Incinerator	0.85	5.0	2.0	2	20	40

A_D - multiples of stack diameter upstream from a flow disturbance

B_D - multiples of stack diameter downstream from a flow disturbance

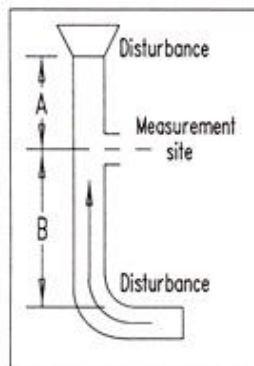


FIGURE 4-1 – SAMPLING SITE PLACEMENT CRITERIA

4.3 SAMPLING METHODS

Samples were collected using standards methods from ECCC and/or the United States Environmental Protection Agency (USEPA).

The different sampling methods used during this campaign are presented in table 4-2.

TABLE 4-2 – SAMPLING METHODS

PARAMETERS	METHOD
Sampling location and points	ECCC EPS 1/RM/8 Method A
Temperature	Thermocouple
Gas velocity	ECCC EPS 1/RM/8 Method B
Humidity	ECCC EPS 1/RM/8 Method D
Filterable particles	ECCC EPS 1/RM/8 Method E
Metals	USEPA 40CFR60 Method 29
Gaseous hydrochloric acid	ECCC EPS 1/RM/1
Semi-volatile organic compounds	ECCC EPS 1/RM/2
Oxygen (O ₂)	USEPA 40CFR60 Method 3A
Carbon dioxide (CO ₂)	USEPA 40CFR60 Method 3A
Carbon monoxide (CO)	USEPA 40CFR60 Method 10
Sulfur dioxide (SO ₂)	USEPA 40CFR60 Method 6C
Nitrogen oxides (NO _x)	USEPA 40CFR60 Method 7E

The limits and values obtained for the quality assurance and quality control (QA/QC) criteria of the methods used are presented in Appendix 6. This Appendix also presents the calibration constants of the equipment used during this sampling program.

4.3.1 Particles, metals and hydrogen chloride

The reference sampling method used to determine particle emission is the method published by ECCC under EPS 1/RM/8 titled “Reference Method for Measuring Releases of Particulate from Stationary Sources”. This method is divided into six testing methods (A to F) that can be used either individually or in diverse combinations to establish gas flow characteristics. These testing methods are:

- Method A – Determination of Sampling Site and Traverse Points;
- Method B – Determination of Stack Gas Velocity and Volumetric Flow Rate;
- Method C – Determination of Molecular Weight by Gas Analysis;
- Method D – Determination of Moisture Content;
- Method E – Determination of Particulate Releases;
- Method F – Calibration Procedure for S-Type Pitot Tube, Dry Gas Meter and Orifice Meter.

A description of the sampling train equipment necessary for the analysis of particles is presented in table 4-3. This method was combined with USEPA method 29 entitled “Metal emissions from stationary sources” for metal sampling. HCl was also analyzed in the first impinger.

TABLE 4-3 – SAMPLING TRAIN – PARTICLES – METHOD EPS 1/RM/8 & USEPA 29

SAMPLING TRAIN ENVIRONMENT CANADA METHOD EPS 1/RM/8 & USEPA 29	
NOZZLE	Glass
PROBE	Glass, heated at 120 ± 14°C
FILTER	Glass fiber 125 mm, heated at 120 ± 14°C
FILTER HOLDER	Glass, heated at 120 ± 14°C
FILTER SUPPORT	PTFE, heated at 120 ± 14°C
1 st IMPINGER	Modified Greenburg-Smith; H ₂ O 100 mL, in an ice bath
2 nd IMPINGER	Modified Greenburg-Smith; 5% HNO ₃ / 10% H ₂ O ₂ 100 mL, in an ice bath
3 rd IMPINGER	Greenburg-Smith; 5% HNO ₃ / 10% H ₂ O ₂ 100 mL, in an ice bath
4 th IMPINGER	Modified Greenburg-Smith; empty, in an ice bath
5 th IMPINGER	Modified Greenburg-Smith; 4 % KMnO ₄ / 10% H ₂ SO ₄ 100 mL, in an ice bath
6 th IMPINGER	Modified Greenburg-Smith; 4 % KMnO ₄ / 10% H ₂ SO ₄ 100 mL, in an ice bath
SILICA GEL	Container with saturation indicator

4.3.2 Semi-volatile Organic Compounds

The emission rate of semi-volatile organic compounds (SVOC) was determined using samples obtained in isokinetic conditions in a predetermined amount of points within the stack. The method used is the EPS 1/RM/2 published by ECCC and titled “Reference Method for Source Testing: Measurement of Releases of Selected Semi-volatile Organic Compounds from Stationary Sources”. SVOCs are defined as organic compounds with a boiling point above 100°C. They include the polychlorinated dibenzo-para-dioxins (PCDDs), the polychlorinated dibenzofurans (PCDFs), the polychlorinated biphenyls (PCBs), polycyclic aromatic hydrocarbons (PAHs), chlorobenzenes (CB) and phenolic compounds (PC).

Before any sampling an SVOC analysis is performed on the rinsing solvents recovered during decontamination of the sampling train glassware to ensure the cleanliness of the equipment.

Each run has a minimum duration of 180 minutes, with a sampled gas volume of at least 3.0 m³R. Table 4-4 presents the various equipment of the SVOC sampling train.

TABLE 4-4 – SAMPLING TRAIN – SVOC – EPS 1/RM/2

SAMPLING TRAIN ECCC EPS 1/RM/2	
NOZZLE	Stainless steel 316L
PROBE	Glass, heated at 120 ± 14°C
FILTER	Glass fiber 125 mm, heated at 120 ± 14°C
FILTER HOLDER	Glass, heated at 120 ± 14°C
FILTER SUPPORT	PTFE, heated at 120 ± 14°C
CONDENSER	Glass
SORBENT TRAP	XAD-2 resin
CONDENSATE TRAP	Empty
1 st IMPINGER	Greenburg-Smith; Ethylene glycol 100 mL, in an ice bath
2 nd IMPINGER	Modified Greenburg-Smith; empty, in an ice bath
SILICA GEL	Container with saturation indicator

4.3.3 Gaseous Parameters (O₂, CO₂, CO, NO_x and SO₂)

The gaseous parameters, such as oxygen (O₂), carbon monoxide (CO), carbon dioxide (CO₂), nitrogen oxides (NO_x) and sulfur dioxide (SO₂) were measured using continuous instrumental analyzers. Data points were recorded every minute for the duration of the test run.

The effluent gas is continuously sampled from a fixed point in the stack and conveyed to the analyzers through a stainless steel sampling probe tube and is filtered to remove particles. The gas is then passed through a sample line made of Teflon followed by a condenser and is then directed to the individual analyzers. The Teflon sampling line is heated to at least 120°C or at least 5°C above the dew point, whichever is highest, in order to prevent condensation. The required sampling equipment for these parameters is as follows:

- Stainless steel probe heated at 120°C or more;
- Glass fiber or ceramic filter placed inside a heated housing at 120°C or higher;
- Heated sample line, made of Teflon tubes, that maintains the gases at a temperature of 120°C or higher;
- A condenser whose temperature is maintained at approximately 4°C to ensure proper gas humidity condensation;
- Peristaltic pump following the condenser to evacuate the gas condensate;
- Calibration gas manifold to allow the introduction of calibration gases directly to the gas analyzer in direct calibration mode or into the measurement system, at the probe, in system calibration mode, or both;
- Sample gas manifold to divert a portion of the sample to the analyzers, delivering the remainder to the by-pass discharge vent.

The analyzers characteristics are presented in table 4-5.

TABLE 4-5 – CHARACTERISTICS OF THE ANALYZERS

ANALYZERS	O ₂	CO / CO ₂	SO ₂	NO _x
Method	USEPA 3A	USEPA 10 / 3A	USEPA 6C	USEPA 7E
Brand	Servomex	California analytical	Ametek	Thermo Env.
Model	1400	ZRH	Serie 900	42C
Detector	Paramagnetic	Infrared	NDUV	Chemiluminescence
Working Scale	0-25 %	0-1500 ppm / 0-30 %	0 – 2000 ppm	0-1000 ppm

4.4 SCHEDULE

The following table shows the sampling schedule at the characterized source.

TABLE 4-6 – TEST SCHEDULE – MELIADINE INCINERATOR

SOURCE / EMISSION POINT	PARAMETER	RUN NUMBER	DATE	RUN START	RUN END
Meliadine Incinerator	SVOC	INC-COSV-E1	2023-09-29	10h20	13h40
		INC-COSV-E2	2023-09-30	11h08	14h28
		INC-COSV-E3	2023-10-01	10h43	14h03
	Me / P / HCl	INC-Me/P/HCl-E1	2023-09-29	10h18	13h40
		INC-Me/P/HCl-E2	2023-09-30	11h05	14h25
		INC-Me/P/HCl-E3	2023-10-01	10h40	14h00
	GAS	INC-GAZ-E1	2023-09-29	10h18	13h40
		INC-GAZ-E2	2023-09-30	11h05	14h25
		INC-GAZ-E3	2023-10-01	10h40	14h00

5 QA/QC PROGRAM

The quality assurance and quality control (QA/QC) program in place at Consular is comprised of many elements aimed at validating the methodologies used during the characterization program. Throughout the campaign, Consular ensured that each step of the atmospheric emissions characterization program, including the QA/QC program, allowed proper fulfillment of the defined objectives, while also respecting the fixed deadline. The main elements of this program are detailed in this section.

5.1 QA/QC DURING PLANNING PHASE

5.1.1 Sampling Team

The sampling team was composed of two qualified individuals. Their titles and tasks performed during the characterization program are presented in table 2-2.

The personnel had the necessary training in order to respect the applicable health and safety requirements present at the site.

5.1.2 Sampling Methods

The sampling methods used were determined according to the process type and/or the emission point characteristics, the mandate objectives and the parameters considered. The methods are presented in table 4-2.

5.1.3 Equipment, Instruments and Reagents Used

The sampling train glassware as well as the sample containers were cleaned and verified according to the applicable reference methods.

The instruments that were used are regularly maintained and were calibrated less than a year ago. The equipment's calibration certificates are presented in Appendix 2 of this report.

The grade of the solvents and reagents used in this mandate was verified.

The calibration gases used to calibrate the direct reading gas analysers were valid during their use on the field by taking into account the retention period imposed by the manufacturer. The calibration gases were of either "certified $\pm 2\%$ " or "USEPA Protocol" quality. The gas analysis certificates are presented in Appendix 2 of this report.

5.1.4 Field Forms

The forms required for field sampling of the required parameters are presented in Appendix 4 along with the field notes.

5.2 QA/QC DURING SAMPLING

5.2.1 Sampling Train Assembly and Sample Recuperation

Sample recovery was performed according to the recommended method procedures. At the end of the test runs, the ends of the sampling train were sealed for transport to the mobile laboratory to prevent contamination of the sample.

The samples were recovered in appropriate containers as specified by the methods used. All samples were preserved according to the applicable methodology criteria for the entirety of the project until their delivery to the analysis laboratories. Consulair used a sample identification system to easily trace a sample's origin by a descriptive code coupled with a corresponding table. Each sample code includes the date, sample number, precise sampling location, its nature and destination (i.e. analysis, archiving). This

information is enclosed in the chain of custody form that is included with the laboratory analysis report presented in Appendix 3.

5.2.2 Leak Tests

Sample train leak tests were performed before and after each traverse, when applicable.

5.2.3 Specific Criteria

The manual sampling methods used had specific criteria such as the positioning of the sampling points, number of sampling points, stack diameter, leak tests, gas velocity, temperatures, presence of cyclonic or inverse flow, isokineticism, sampling rate, the test duration, and gas sample volume, which were followed to ensure method compliance.

5.2.4 Analyser Calibration

Before analysis, Consulair personnel ensured that all components of the continuous instrumental analysers were functional, that there was no leak in the setup, that the apparatus's analogue outputs were connected to the data acquisition system and that the recorded data corresponded to the values indicated by the analysers. To ensure valid measurements, the analysers were heated for at least 2 hours prior to their calibration.

Instrumental linearity (the calibration error of the analysers) was verified on the field by passing three calibration gases – zero, middle concentration and high concentration – directly at the inlet of the instruments. The calibration forms are filled out on site and systematic error evaluation as well as the analyzers' calibration drift was verified immediately before and after each measurement period using three calibration gases (zero, low span and middle or high span).

5.3 POST-SAMPLING QA/QC

5.3.1 Analysis Laboratories

The laboratories chosen for sample analysis are accredited by the *Centre d'expertise en analyse environnementale du Québec* (CEAEQ) and they conform to the ISO/CEI 17025 standard. The analysis reports were signed by a chemist and are presented in Appendix 3. The quality assurance and quality control programs specific to the analyzed parameters are included in the analysis reports.

5.3.2 QA/QC – Report Drafting

The computational tools used to analyze the data were verified to ensure calculation precision. This report was written by a project manager with 4 years of relevant experience. The report was also reviewed by a senior project manager.

5.4 METHOD CRITERIA AND TEST VALIDITY

Appendix 6 presents the results of the QA/QC program for each sampling method used at the emission points during the atmospheric emission characterization program for the present mandate. The limits and values obtained for the QA/QC program for these methods are also presented in Appendix 6. No deviation from the sampling method's QA/QC criteria was detected in the current characterization campaign.

6 RESULTS

The reference values are reported at a temperature of 25°C and at an atmospheric pressure of 101.3 kPa, on a dry basis.

In the results tables, a value starting with the sign “<” signifies that the laboratory result is below the reported detection limit (RDL) and represents a maximum result. Unless otherwise indicated, when an analysis result is given by the laboratory as being below the RDL, the detection limit is used in the calculations directly.

The averages in the following tables correspond to the average of all the runs performed at a given source for a given operating condition.

The computer-compiled data is presented in Appendix 1 and the continuous measurement graphs are presented in Appendix 5.

TABLE 6-1 – RESULTS – INCINERATOR – GASES

SAMPLING SCHEDULE				
RUN NUMBER	INC-GAZ-E1	INC-GAZ-E2	INC-GAZ-E3	AVERAGE
DATE	2023-09-29	2023-09-30	2023-10-01	
RUN START	10h18	11h05	10h40	
RUN END	13h40	14h28	14h00	
RUN LENGTH (min)	202	203	200	
SULFUR DIOXIDE (SO₂)				
SO ₂ (mg/m ³ R)	27.0	46.7	68.9	47.5
SO ₂ (ppm) dry - average	10.3	17.9	26.3	18.2
SO ₂ (ppm) dry- minimum	4.3	9.0	4.5	n/a
SO ₂ (ppm) dry - maximum	31.4	40.8	205.9	n/a
SO ₂ (kg/h)	0.111	0.198	0.269	0.193
SO ₂ (g/s)	0.0310	0.0550	0.0746	0.0535
NITRIC OXIDE (NO_x)				
NO _x (mg/m ³ R)	165	226	151	180
NO _x (ppm) dry - average	87.5	120.2	80.3	96.0
NO _x (ppm) dry - minimum	60.0	56.0	29.4	n/a
NO _x (ppm) dry - maximum	104.8	150.9	125.1	n/a
NO _x (kg/h)	0.680	0.957	0.589	0.742
NO _x (g/s)	0.189	0.266	0.164	0.206
CARBON MONOXIDE (CO)				
CO (mg/m ³ R)	5.29	4.93	6.49	5.57
CO (ppm) dry - average	4.6	4.3	5.7	4.9
CO (ppm) dry - minimum	3.5	3.1	3.3	n/a
CO (ppm) dry - maximum	26.3	25.4	14.1	n/a
CO (kg/h)	0.0218	0.0209	0.0253	0.0227
CO (g/s)	0.00607	0.00581	0.00702	0.00630
OXYGEN (O₂)				
O ₂ (mg/m ³ R)	130000	134000	150000	138000
O ₂ (%) dry - average	9.9	10.3	11.5	10.6
O ₂ (%) dry - minimum	8.2	7.3	9.3	n/a
O ₂ (%) dry - maximum	11.3	11.8	13.7	n/a
O ₂ (kg/h)	537	570	584	564
O ₂ (g/s)	149	158	162	157
CARBON DIOXIDE (CO₂)				
CO ₂ (mg/m ³ R)	149000	147000	128000	141000
CO ₂ (%) dry - average	8.3	8.2	7.1	7.8
CO ₂ (%) dry - minimum	7.1	6.7	5.3	n/a
CO ₂ (%) dry - maximum	9.7	10.6	8.7	n/a
CO ₂ (kg/h)	615	621	497	578
CO ₂ (g/s)	171	173	138	161
R: Reference conditions at 101.3 kPa and 25°C, on a dry basis				

TABLE 6-2 – RESULTS – INCINERATOR – METALS, PARTICULATE MATTER AND HCl

SAMPLING SCHEDULE				
RUN NUMBER	INC-Me/P/HCl-E1	INC-Me/P/HCl-E2	INC-Me/P/HCl-E3	AVERAGE
DATE	2023-09-29	2023-09-30	2023-10-01	
RUN START	10h18	11h05	10h40	
RUN END	13h40	14h25	14h00	
RUN LENGTH (min)	200	200	200	
SAMPLED GAS PROPERTIES				
STATIC PRESSURE (kPa)	-0.03	-0.03	-0.03	-0.03
GAS HUMIDITY (%v)	10.0	10.4	11.2	10.5
GAS TEMPERATURE (°C)	842	861	865	856
GAS VELOCITY (ft/s)	27.5	28.8	26.8	27.7
GAS VELOCITY (m/s)	8.4	8.8	8.2	8.4
ACTUAL GAS FLOW RATE (m ³ /h)	17190	18000	16760	17320
REFERENCE GAS FLOW RATE (m ³ R/h)	4132	4237	3897	4089
ACTUAL GAS FLOW RATE (ACFM)	10120	10590	9866	10190
REFERENCE GAS FLOW RATE (RCFM)	2432	2494	2294	2407
CO ₂ (%vs)	8.3	8.2	7.1	7.9
O ₂ (%vs)	9.9	10.3	11.5	10.6
CO (ppmvs)	5	4	6	5
SAMPLED GAS				
SAMPLED GAS VOLUME (m ³ R)	3.16	3.19	2.94	n/a
PARTICLES				
MASS PARTICLES FILTER (mg)	37.7	69.7	54.8	n/a
MASS PARTICLES NOZZLE & PROBE (mg)	19.1	26.3	33.5	n/a
CONCENTRATION (mg/m ³ R)	18.0	30.1	30.0	26.0
CONCENTRATION (mg/m ³ R) AT 11 % O ₂	16.2	28.1	31.6	25.3
EMISSION (kg/h)	0.0743	0.128	0.117	0.106
HYDROCHLORIC ACID (HCl)				
MASS Cl ⁻ (mg)	348.66	696.69	545.38	n/a
HCl CONCENTRATION (mg/m ³ R)	113.6	226.9	177.6	172.7
HCl EMISSION (kg/h)	0.422	0.898	0.729	0.683
R: Reference conditions at 101.3 kPa and 25°C, on a dry basis				

TABLE 6-2 – RESULTS – INCINERATOR – METALS, PARTICULATE MATTER AND HCl (CONTD')

METALS				
RUN NUMBER	INC-Me/P/HCl-E1	INC-Me/P/HCl-E2	INC-Me/P/HCl-E3	AVERAGE
PARTICULATE METALS (µg/m³R)				
Aluminum (Al)	45.6	100	104	83.2
Antimony (Sb)	78.2	104	85.6	89.2
Silver (Ag)	0.602	2.48	1.05	1.38
Arsenic (As)	22.8	67.8	74.1	54.9
Barium (Ba)	0.950	1.69	1.85	1.50
Beryllium (Be)	< 0.0158	< 0.0157	< 0.0170	< 0.0162
Bismuth (Bi)	0.998	2.33	1.78	1.70
Boron (B)	2.25	1.10	1.43	1.59
Cadmium (Cd)	1.19	3.70	1.66	2.19
Calcium (Ca)	1270	882	1080	1080
Chrome (Cr)	2.06	3.04	4.93	3.34
Cobalt (Co)	0.0633	0.0941	0.102	0.0865
Copper (Cu)	28.9	51.2	60.5	46.8
Tin (Sn)	5.16	12.2	21.1	12.8
Iron (Fe)	30.7	52.4	56.0	46.4
Lithium (Li)	7.92	2.82	2.04	4.26
Magnesium (Mg)	23.8	43.9	49.6	39.1
Manganese (Mn)	3.33	3.33	3.06	3.24
Molybdenum (Mo)	1.14	1.51	2.41	1.69
Nickel (Ni)	0.348	0.502	0.408	0.419
Lead (Pb)	28.3	83.8	136	82.7
Potassium (K)	2570	4170	4930	3890
Selenium (Se)	0.222	0.220	0.340	0.260
Silicon (Si)	128	212	287	209
Sodium (Na)	1790	3000	3070	2620
Strontium (Sr)	1.20	1.22	1.36	1.26
Thallium (Tl)	< 0.0317	0.0941	0.0679	0.0646
Titanium (Ti)	4.43	11.6	14.3	10.1
Vanadium (V)	< 0.0633	0.0941	0.136	0.0978
Zinc (Zn)	159	659	425	414
DETECTED METALS	6210	9480	10400	8700
TOTAL METALS	6210	9480	10400	8700

TABLE 6-2 – RESULTS – INCINERATOR – METALS, PARTICULATE MATTER (CONTD’)

SAMPLING SCHEDULE				
RUN NUMBER	INC-Me/P/HCl-E1	INC-Me/P/HCl-E2	INC-Me/P/HCl-E3	AVERAGE
GASEOUS METALS (µg/m³R)				
Aluminum (Al)	7.60	10.7	6.79	8.35
Antimony (Sb)	0.158	1.29	0.374	0.606
Silver (Ag)	< 0.633	< 0.628	< 0.679	< 0.647
Arsenic (As)	< 0.127	0.439	0.544	0.370
Barium (Ba)	< 0.0633	0.596	0.170	0.276
Beryllium (Be)	< 0.0633	< 0.0628	< 0.0679	< 0.0647
Bismuth (Bi)	< 0.0633	0.973	0.170	0.402
Boron (B)	16.1	17.0	17.0	16.7
Cadmium (Cd)	< 0.0633	< 0.0628	< 0.0679	< 0.0647
Calcium (Ca)	120	97.0	57.7	91.6
Chrome (Cr)	< 0.127	< 0.126	< 0.136	< 0.129
Cobalt (Co)	< 0.127	< 0.126	< 0.136	< 0.129
Copper (Cu)	0.602	0.502	1.09	0.730
Tin (Sn)	7.28	6.59	7.13	7.00
Iron (Fe)	< 6.33	< 6.28	< 6.79	< 6.47
Lithium (Li)	< 1.27	< 1.26	< 1.36	< 1.29
Magnesium (Mg)	33.3	52.7	6.11	30.7
Manganese (Mn)	1.33	1.54	1.05	1.31
Molybdenum (Mo)	< 0.633	< 0.628	< 0.679	< 0.647
Nickel (Ni)	0.158	0.377	0.408	0.314
Lead (Pb)	6.97	< 0.628	< 0.679	2.76
Potassium (K)	< 12.7	< 12.6	< 13.6	< 12.9
Selenium (Se)	0.507	1.10	0.985	0.863
Silicon (Si)	35.8	19.8	12.9	22.8
Sodium (Na)	27.9	21.3	25.5	24.9
Strontium (Sr)	< 0.127	< 0.126	< 0.136	< 0.129
Thallium (Tl)	< 0.127	0.126	< 0.136	0.129
Titanium (Ti)	< 1.27	< 1.26	1.36	1.29
Vanadium (V)	< 0.253	< 0.282	0.306	0.280
Zinc (Zn)	14.1	47.9	28.7	30.2
DETECTED METALS	272	280	168	240
TOTAL METALS	296	304	193	264

TABLE 6-2 – RESULTS – INCINERATOR – METALS, PARTICULATE MATTER (CONTD’)

SAMPLING SCHEDULE				
RUN NUMBER	INC-Me/P/HCl-E1	INC-Me/P/HCl-E2	INC-Me/P/HCl-E3	AVERAGE
TOTAL METALS (µg/m³R)				
Aluminum (Al)	53.2	111	110	91.6
Antimony (Sb)	78.4	105	86.0	89.8
Silver (Ag)	1.24	3.11	1.73	2.02
Arsenic (As)	23.0	68.2	74.6	55.3
Barium (Ba)	1.01	2.29	2.02	1.78
Beryllium (Be)	< 0.0792	< 0.0785	< 0.0849	< 0.0808
Bismuth (Bi)	1.06	3.30	1.95	2.10
Boron (B)	18.3	18.1	18.4	18.3
Cadmium (Cd)	1.26	3.77	1.73	2.25
Calcium (Ca)	1390	979	1140	1170
Chrome (Cr)	2.19	3.17	5.06	3.47
Cobalt (Co)	0.190	0.220	0.238	0.216
Copper (Cu)	29.5	51.7	61.6	47.6
Tin (Sn)	12.4	18.8	28.2	19.8
Iron (Fe)	37.1	58.7	62.8	52.9
Lithium (Li)	9.18	4.08	3.40	5.55
Magnesium (Mg)	57.0	96.7	55.7	69.8
Manganese (Mn)	4.66	4.86	4.11	4.54
Molybdenum (Mo)	1.77	2.13	3.09	2.33
Nickel (Ni)	0.507	0.879	0.815	0.734
Lead (Pb)	35.3	84.4	137	85.4
Potassium (K)	2590	4190	4940	3900
Selenium (Se)	0.728	1.32	1.32	1.12
Silicon (Si)	163	232	300	232
Sodium (Na)	1820	3020	3100	2650
Strontium (Sr)	1.33	1.35	1.49	1.39
Thallium (Tl)	< 0.158	0.220	0.204	0.194
Titanium (Ti)	5.70	12.9	15.6	11.4
Vanadium (V)	< 0.317	0.377	0.442	0.378
Zinc (Zn)	173	707	453	445
Mercury (Hg)	0.291	0.446	0.313	0.350
DETECTED METALS	6500	9790	10600	8970
TOTAL METALS	6500	9790	10600	8970

TABLE 6-2 – RESULTS – INCINERATOR – METALS, PARTICULATE MATTER (CONTD’)

SAMPLING SCHEDULE				
RUN NUMBER	INC-Me/P/HCl-E1	INC-Me/P/HCl-E2	INC-Me/P/HCl-E3	AVERAGE
TOTAL METALS (µg/m³R) at 11% O₂				
Aluminum (Al)	47.9	104	116	89.3
Antimony (Sb)	70.5	98.2	90.5	86.4
Silver (Ag)	1.11	2.90	1.82	1.95
Arsenic (As)	20.7	63.7	78.6	54.3
Barium (Ba)	0.912	2.14	2.13	1.73
Beryllium (Be)	< 0.0713	< 0.0733	< 0.0894	< 0.0780
Bismuth (Bi)	0.955	3.09	2.05	2.03
Boron (B)	16.5	16.9	19.4	17.6
Cadmium (Cd)	1.13	3.52	1.82	2.16
Calcium (Ca)	1250	914	1200	1120
Chrome (Cr)	1.97	2.96	5.33	3.42
Cobalt (Co)	0.171	0.205	0.250	0.209
Copper (Cu)	26.5	48.2	64.8	46.5
Tin (Sn)	11.2	17.6	29.7	19.5
Iron (Fe)	33.3	54.8	66.2	51.4
Lithium (Li)	8.27	3.81	3.58	5.22
Magnesium (Mg)	51.3	90.3	58.7	66.7
Manganese (Mn)	4.19	4.54	4.33	4.35
Molybdenum (Mo)	1.60	1.99	3.26	2.28
Nickel (Ni)	0.456	0.821	0.859	0.712
Lead (Pb)	31.7	78.8	144	84.8
Potassium (K)	2330	3910	5200	3810
Selenium (Se)	0.656	1.23	1.40	1.09
Silicon (Si)	147	216	316	226
Sodium (Na)	1640	2820	3260	2570
Strontium (Sr)	1.20	1.26	1.57	1.34
Thallium (Tl)	< 0.143	0.205	0.215	0.187
Titanium (Ti)	5.13	12.0	16.5	11.2
Vanadium (V)	< 0.285	0.352	0.465	0.367
Zinc (Zn)	156	660	477	431
Mercury (Hg)	0.262	0.416	0.329	0.336
Air Emission Standard for Mercury (µg/m³R at 11% O₂)		20		
DETECTED METALS	5850	9140	11200	8720
TOTAL METALS	5850	9140	11200	8720

TABLE 6-2 – RESULTS – INCINERATOR – METALS, PARTICULATE MATTER (CONTD’)

SAMPLING SCHEDULE				
RUN NUMBER	INC-Me/P/HCl-E1	INC-Me/P/HCl-E2	INC-Me/P/HCl-E3	AVERAGE
TOTAL METALS (g/h)				
Aluminum (Al)	0.221	0.471	0.430	0.374
Antimony (Sb)	0.326	0.446	0.335	0.369
Silver (Ag)	0.00513	0.0132	0.00675	0.00835
Arsenic (As)	0.0954	0.289	0.291	0.225
Barium (Ba)	0.00421	0.00969	0.00789	0.00727
Beryllium (Be)	< 0.000329	< 0.000332	< 0.000331	< 0.000331
Bismuth (Bi)	0.00441	0.0140	0.00759	0.00867
Boron (B)	0.0761	0.0767	0.0719	0.0749
Cadmium (Cd)	0.00522	0.0160	0.00674	0.00931
Calcium (Ca)	5.76	4.15	4.45	4.79
Chrome (Cr)	0.00908	0.0134	0.0197	0.0141
Cobalt (Co)	0.000790	0.000931	0.000927	0.000882
Copper (Cu)	0.123	0.219	0.240	0.194
Tin (Sn)	0.0517	0.0798	0.110	0.0805
Iron (Fe)	0.154	0.249	0.245	0.216
Lithium (Li)	0.0382	0.0173	0.0132	0.0229
Magnesium (Mg)	0.237	0.410	0.217	0.288
Manganese (Mn)	0.0193	0.0206	0.0160	0.0187
Molybdenum (Mo)	0.00737	0.00904	0.0120	0.00949
Nickel (Ni)	0.00211	0.00372	0.00318	0.00300
Lead (Pb)	0.147	0.358	0.532	0.345
Potassium (K)	10.8	17.7	19.2	15.9
Selenium (Se)	0.00303	0.00558	0.00516	0.00459
Silicon (Si)	0.679	0.981	1.17	0.943
Sodium (Na)	7.55	12.8	12.1	10.8
Strontium (Sr)	0.00553	0.00572	0.00582	0.00569
Thallium (Tl)	< 0.000658	0.000931	0.000794	0.000794
Titanium (Ti)	0.0237	0.0545	0.0609	0.0464
Vanadium (V)	< 0.00132	0.00160	0.00172	0.00154
Zinc (Zn)	0.720	3.00	1.77	1.83
Mercury (Hg)	0.00121	0.00189	0.00122	0.00144
DETECTED METALS	27.0	41.5	41.3	36.6
TOTAL METALS	27.0	41.5	41.3	36.6
R: Reference conditions at 101.3 kPa and 25°C, on a dry basis				

TABLE 6-3 – RESULTS – INCINERATOR – SVOC

SAMPLING SCHEDULE				
RUN NUMBER	INC-COSV-E1	INC-COSV-E2	INC-COSV-E3	AVERAGE
DATE	2023-09-29	2023-09-30	2023-10-01	
RUN START	10h20	11h08	10h43	
RUN END	13h40	14h28	14h03	
RUN LENGTH (min)	200	200	200	
SAMPLED GAS PROPERTIES				
STATIC PRESSURE (kPa)	-0.03	-0.03	-0.03	-0.03
GAS HUMIDITY (%v)	9.9	10.3	11.2	10.4
GAS TEMPERATURE (°C)	847	862	868	859
GAS VELOCITY (m/s)	7.9	9.5	9.0	8.8
ACTUAL GAS FLOW RATE (m³/h)	16120	19460	18450	18010
REFERENCE GAS FLOW RATE (m³R/h)	3861	4583	4279	4241
CO ₂ (%vs)	8.3	8.2	7.1	7.9
O ₂ (%vs)	9.9	10.3	11.5	10.6
CO (ppmvs)	5	4	6	5
SAMPLED GAS				
SAMPLED GAS VOLUME (m³R)	3.02	3.50	3.28	n/a
DIOXINS AND FURANS (ng/m³R) – Calculated according to the TEF				
2,3,7,8-TCDD	0.00530	0.00485	< 0.00102	0.00372
1,2,3,7,8 PeCDD	0.0364	0.0656	0.00366	0.0352
1,2,3,4,7,8 HxCDD	0.00215	0.00571	0.000427	0.00276
1,2,3,6,7,8 HxCDD	0.00431	0.0342	0.000854	0.0131
1,2,3,7,8,9 HxCDD	0.00268	0.0191	0.000488	0.00743
1,2,3,4,6,7,8 HpCDD	0.00202	0.0185	0.000671	0.00708
OCDD	0.0000219	0.000211	0.0000195	0.0000842
2,3,7,8 TCDF	0.00464	0.00280	0.000488	0.00264
1,2,3,7,8 PeCDF	0.00141	0.00136	0.000275	0.00101
2,3,4,7,8-PeCDF	0.0331	0.0342	0.00748	0.0249
1,2,3,4,7,8 HxCDF	0.00398	0.00457	0.00119	0.00324
1,2,3,6,7,8 HxCDF	0.00431	0.00599	0.00137	0.00389
2,3,4,6,7,8-HxCDF	0.00861	0.0103	0.00275	0.00721
1,2,3,7,8,9 HxCDF	0.00222	0.00265	0.000458	0.00178
1,2,3,4,6,7,8 HpCDF	0.00152	0.00228	0.000915	0.00157
1,2,3,4,7,8,9 HpCDF	0.000225	0.000265	0.0000458	0.000179
OCDF	0.00000497	0.00000999	0.00000244	0.00000580
TOTAL TOXIC EQUIVALENCE	0.113	0.213	0.0211	0.116
DIOXINS AND FURANS (ng/m³R at 11% O ₂) – Calculated according to the TEF				
2,3,7,8-TCDD	0.00477	0.00453	< 0.00102	0.00346
1,2,3,7,8 PeCDD	0.0328	0.0613	0.00386	0.0326
1,2,3,4,7,8 HxCDD	0.00194	0.00533	0.000450	0.00257
1,2,3,6,7,8 HxCDD	0.00388	0.0320	0.000900	0.0123
1,2,3,7,8,9 HxCDD	0.00241	0.0179	0.000514	0.00693
1,2,3,4,6,7,8 HpCDD	0.00182	0.0173	0.000707	0.00662
OCDD	0.0000197	0.000197	0.0000206	0.0000791
2,3,7,8 TCDF	0.00417	0.00261	0.000514	0.00243
1,2,3,7,8 PeCDF	0.00127	0.00127	0.000289	0.000941
2,3,4,7,8-PeCDF	0.0298	0.0320	0.00787	0.0232
1,2,3,4,7,8 HxCDF	0.00358	0.00426	0.00125	0.00303
1,2,3,6,7,8 HxCDF	0.00388	0.00560	0.00145	0.00364
2,3,4,6,7,8-HxCDF	0.00775	0.00959	0.00289	0.00675
1,2,3,7,8,9 HxCDF	0.00200	0.00248	0.000482	0.00165
1,2,3,4,6,7,8 HpCDF	0.00137	0.00213	0.000964	0.00149
1,2,3,4,7,8,9 HpCDF	0.000203	0.000248	0.0000482	0.000166
OCDF	0.00000447	0.00000933	0.00000257	0.00000546
TOTAL TOXIC EQUIVALENCE	0.102	0.199	0.0222	0.108
Air Emission Standard for Dioxins and Furans (ng/m³R at 11% O ₂)			0.08	

TABLE 6-3 – RESULTS – INCINERATOR – SVOC (CONTD')

SAMPLING SCHEDULE				
RUN NUMBER	INC-COSV-E1	INC-COSV-E2	INC-COSV-E3	AVERAGE
DIOXINS AND FURANS (µg/h) – Calculated according to the TEF				
2,3,7,8-TCDD	0.0205	0.0222	< 0.00435	0.0157
1,2,3,7,8 PeCDD	0.141	0.301	0.0157	0.152
1,2,3,4,7,8 HxCDD	0.00831	0.0262	0.00183	0.0121
1,2,3,6,7,8 HxCDD	0.0166	0.157	0.00366	0.0591
1,2,3,7,8,9 HxCDD	0.0104	0.0876	0.00209	0.0334
1,2,3,4,6,7,8 HpCDD	0.00780	0.0850	0.00287	0.0319
OCDD	0.0000844	0.000968	0.0000836	0.000379
2,3,7,8 TCDF	0.0179	0.0128	0.00209	0.0109
1,2,3,7,8 PeCDF	0.00544	0.00621	0.00118	0.00427
2,3,4,7,8-PeCDF	0.128	0.157	0.0320	0.106
1,2,3,4,7,8 HxCDF	0.0153	0.0209	0.00509	0.0138
1,2,3,6,7,8 HxCDF	0.0166	0.0275	0.00588	0.0167
2,3,4,6,7,8-HxCDF	0.0333	0.0471	0.0118	0.0307
1,2,3,7,8,9 HxCDF	0.00857	0.0122	0.00196	0.00756
1,2,3,4,6,7,8 HpCDF	0.00588	0.0105	0.00392	0.00675
1,2,3,4,7,8,9 HpCDF	0.000870	0.00122	0.000196	0.000761
OCDF	0.0000192	0.0000458	0.0000104	0.0000251
TOTAL TOXIC EQUIVALENCE	0.436	0.975	0.0903	0.500

R: Reference conditions at 101.3 kPa and 25°C, on a dry basis

7 RESULT ANALYSIS

According to the sampling methods and procedures combined with rigorous quality control, the concentration and/or emission rate results presented in this report are valid and representative of the normal operating conditions of the process.

The domestic waste incinerator is complying with mercury standards, but results for PCDD/Fs exceeded the applicable limit

8 CONCLUSION

Consulair was mandated by Agnico Eagle Mines Limited (Agnico Eagle), Meliadine Division to perform an atmospheric emission characterization program at the outlet of an incinerator located on the industrial pad of the Meliadine Mine, as part of an environmental compliance program. The Mine is located approximately 25 km north of Rankin Inlet, Nunavut. The campaign was carried out from September 29th to October 1st 2023.

For this program, the applicable standards are respected for mercury (Hg) but not for dioxins and furans (PCDD/F). An average value of 0.108 ng TEQ/m³R at 11% O₂ was recorded, compared to the applicable limit from the GN Guideline of 0.08 ng TEQ/m³R at 11% O₂.

The sample collection was performed in accordance with the requirements of the Report No. EPS 3/UP/2, including methods recommended by ECCC inside “Environment Canada, the National Incinerator Testing and Evaluation program: Air Pollution Control Technology”. Report No. EPS 3/UP/2, Ottawa, 1986.

9 REFERENCES

ENVIRONMENT AND CLIMATE CHANGE CANADA, ECCC (1989). EPS 1/RM/1, Environment protection series, Reference Method for Source Testing: Measurement of Releases of Hydrogen Chloride from Stationary Sources, Current edition.

ENVIRONMENT AND CLIMATE CHANGE CANADA, ECCC (1989). EPS 1/RM/2, Environment protection series, Reference Method for Source Testing: Measurement of Releases of Selected Semi-volatile Organic Compounds from Stationary Sources, Current edition.

ENVIRONMENT AND CLIMATE CHANGE CANADA, ECCC (1993). EPS 1/RM/8, Environment protection series, Reference Method for Measuring Releases of Particulate from Stationary Sources, Current edition.

UNITED STATES ENVIRONMENTAL PROTECTION AGENCY. Code of Federal Regulations, Title 40, Part 60, Appendix A, method 3A, Determination of Oxygen and Carbon Dioxide Concentrations in Emissions from Stationary Sources, Current edition.

UNITED STATES ENVIRONMENTAL PROTECTION AGENCY. Code of Federal Regulations, Title 40, Part 60, Appendix A, method 6C, Determination of Sulfur Dioxide Emissions from Stationary Sources, Current edition.

UNITED STATES ENVIRONMENTAL PROTECTION AGENCY. Code of Federal Regulations, Title 40, Part 60, Appendix A, method 7E, Determination of Nitrogen Oxide Emissions from Stationary Sources, Current edition.

UNITED STATES ENVIRONMENTAL PROTECTION AGENCY. Code of Federal Regulations, Title 40, Part 60, Appendix A, method 10, Determination of carbon monoxide emissions from stationary sources, Current edition.

UNITED STATES ENVIRONMENTAL PROTECTION AGENCY. Code of Federal Regulations, Title 40, Part 60, Appendix A, method 29, Determination of metals emissions from Stationary Sources, Current edition.

APPENDIX 1
COMPUTER COMPILED DATA



AGNICO EAGLE

AGNICO EAGLE MINES LTD. Meliadine

23-7693

INCINERATOR

Particles and metals

EXPERIMENTAL SCHEDULE

RUN NUMBER	INC-Me-E1	INC-Me-E2	INC-Me-E3	AVERAGE
RUN DATE	29/09/2023	30/09/2023	01/10/2023	(1 to 3)
START OF RUN	10h18	11h05	10h40	
END OF RUN	13H40	14h25	14h00	
RUN DURATION (minutes)	200	200	200	
NUMBER OF MEASUREMENTS	40	40	40	

SAMPLING EQUIPMENT DATA

BAROMETRIC PRESSURE ("Hg)	29.90	29.90	29.90	29.90
STATIC PRESSURE ("H ₂ O)	-0.12	-0.12	-0.12	-0.12
PRESSION STATIQUE (kPa)	-0.030	-0.030	-0.030	-0.030
DRY GAS METER COEFFICIENT	1.020	1.020	1.020	n/a
PITOT TUBE COEFFICIENT	0.739	0.739	0.739	n/a
NOZZLE DIAMETER (in)	0.502	0.502	0.502	n/a
DRY GAS METER TEMPERATURE (°F)	60.0	60.0	60.0	n/a
DRY GAS METER TEMPERATURE (°C)	15.6	15.6	15.6	n/a

GAS HUMIDITY & SAMPLED VOLUME

MASS OF WATER (g)	258.6	271.1	273.0	n/a
VOLUME OF WATER (ft ³ R)	12.40	13.00	13.10	n/a
GAS HUMIDITY (BWO)	0.100	0.104	0.112	0.105
GAS HUMIDITY (% v/v)	10.0	10.4	11.2	10.5
REFERENCE GAS VOLUME (ft ³ R)	111.52	112.54	103.96	109.34
REFERENCE GAS VOLUME (m³R)	3.16	3.19	2.94	3.10

STACK CHARACTERISTICS

NUMBER OF DIAMETERS BEFORE SAMPLING PORTS	5.0	5.0	5.0	n/a
NUMBER OF DIAMETERS AFTER SAMPLING PORTS	2.0	2.0	2.0	n/a
STACK DIAMETER (ft)	2.8	2.8	2.8	n/a
STACK DIAMETER (m)	0.85	0.85	0.85	n/a
LENGTH OF SAMPLING PORTS (in)	7.8	7.8	7.8	n/a
STACK PRESSURE ("Hg)	29.89	29.89	29.89	29.89
STACK PRESSURE (kPa)	101.22	101.22	101.22	101.22
DRY GAS METER PRESSURE ("Hg)	29.94	29.94	29.93	29.94
STACK SURFACE (pi ²)	6.1	6.1	6.1	n/a
STACK SURFACE (m ²)	0.57	0.57	0.57	n/a

GAZ CHARACTERISTICS

CHIMNEY TEMPERATURE (°F)	1547.7	1581.8	1588.9	1572.8
CHIMNEY TEMPERATURE (°C)	842.1	861.0	864.9	856.0
CO ₂ (%v, dry)	8.3	8.2	7.1	7.9
O ₂ (%v, dry)	9.9	10.3	11.5	10.6
O ₂ (%v, dry)	8.9	9.2	10.2	9.5
CO (ppmv, dry)	4.6	4.3	5.7	4.9
N ₂ (%v, dry)	81.8	81.5	81.4	81.6
DRY MOLECULAR WEIGHT	29.7	29.7	29.6	29.7
WET MOLECULAR WEIGHT	28.6	28.5	28.3	28.5
GAS VELOCITY (ft/s)	27.5	28.8	26.8	27.7
GAS VELOCITY (m/s)	8.4	8.8	8.2	8.4
ACTUAL GAS FLOW RATE (pi ³ /h)	607 033	635 492	591 939	611 488
ACTUAL GAS FLOW RATE (m ³ /h)	17 189	17 995	16 762	17 315
ACTUAL GAS FLOW RATE (ft ³ /min) (ACFM)	10 117	10 592	9 866	10 191
REFERENCE GAS FLOW RATE (ft ³ R/h)	145 934	149 644	137 623	144 400
REFERENCE GAS FLOW RATE (m³R/h)	4 132	4 237	3 897	4 089
REFERENCE GAS FLOW RATE (ft ³ R/min) (RCFM)	2 432	2 494	2 294	2 407

AGNICO EAGLE MINES LTD. Meliadine

23-7693

INCINERATOR

Particles and metals

EXPERIMENTAL SCHEDULE

RUN NUMBER	INC-Me-E1	INC-Me-E2	INC-Me-E3	AVERAGE
RUN DATE	29/09/2023	30/09/2023	01/10/2023	(1 to 3)
START OF RUN	10h18	11h05	10h40	
END OF RUN	13H40	14h25	14h00	
RUN DURATION (minutes)	200	200	200	
NUMBER OF MEASUREMENTS	40	40	40	

SAMPLING INFORMATION

DRY GAS METER ORIFICE COEFFICIENT	0.993	0.993	0.993	n/a
MAXIMUM VELOCITY (m/s)	12.4	10.0	9.1	n/a
MINIMUM VELOCITY (m/s)	5.2	6.2	5.6	n/a
10%Vmax (m/s)	1.24	1.00	0.91	n/a
PERCENTAGE >10%Vmax	1.00	1.00	1.00	1.00
AVERAGE ISOKINETISM (%)	103.1	100.8	101.3	101.7
% POINTS RESPECTING ISOKINETIC CRITERIA	100%	100%	100%	100%
MAXIMUM PUMPING FLOW RATE (ft ³ /min)	0.76	0.61	0.55	n/a
MAXIMUM VACCUUM PRESSURE DURING RUN ("Hg)	-7.0	-5.0	-6.0	n/a
MAXIMUM PROBE TEMPERATURE (°F)	250	250	250	n/a
MINIMUM PROBE TEMPERATURE (°F)	250	250	250	n/a
MAXIMUM FILTER TEMPERATURE (°F)	258	257	264	n/a
MINIMUM FILTER TEMPERATURE (°F)	239	243	238	n/a
MAXIMUM TEMPERATURE AT EXIT (°F)	46	47	43	n/a
MINIMUM TEMPERATURE AT EXIT (°F)	44	43	39	n/a
AVERAGE PUMPING FLOW RATE (ft ³ /min)	0.54	0.54	0.50	0.53
4% OF AVERAGE PUMPING FLOW RATE (ft ³ /min)	0.022	0.022	0.020	0.021
LEAK TEST BEFORE RUN AT 15 "Hg (ft ³ /min)	< 0.02	< 0.02	< 0.02	< 0.02
LEAK TEST AFTER RUN (ft ³ /min)	< 0.02	< 0.02	< 0.02	< 0.02

CYCLONIC FLOW

AVERAGE FLOW ANGLE	0	0	0	0
VERTICAL GAS VELOCITY (m/s)	8.39	8.78	8.18	8.45

FILTRABLE PARTICLES – SPE 1/RM/8

MASS FILTER (mg)	37.7	69.7	54.8	n/a
MASS NOZZLE & PROBE (mg)	19.1	26.3	33.5	n/a
MASS ACETONE BLANK (mg)		<LDR		n/a
VOLUME ACETONE BLANK (mL)		195.0		n/a
ACETONE RESIDUAL (%)		0.0		n/a
DETECTION LIMIT NOZZLE & PROBE (mg)	1.0	1.0	1.0	n/a
DETECTION LIMIT FILTER (mg)	0.1	0.1	0.1	n/a
MASS NOZZLE & PROBE (mg)	19.1	26.3	33.5	n/a
MASS FILTER (mg)	37.7	69.7	54.8	n/a
TOTAL MASS (mg)	56.8	96.0	88.3	n/a
CONCENTRATION (mg/m³R)	18.0	30.1	30.0	26.0
METHOD DETECTION LIMIT (mg/m ³ R)	0.3	0.3	0.4	0.4
CONCENTRATION (mg/m³R) at 11% O₂	16.2	28.1	31.6	25.3
EMISSION RATE (kg/h)	0.1	0.1	0.1	0.1

PARTICULATE SULFUR

PARTICULATE SULFUR (µg)	348.66	696.69	545.38	n/a
DETECTION LIMIT PARTICULATE SULFUR (µg)	6.24	14.24	8.8	n/a
SULFUR BLANK (µg)		<LDR		n/a
DETECTION LIMIT SULFUR BLANK (µg)		0		n/a
SULFUR CONCENTRATION (µg/m ³ R)	113.555626	226.9060663	177.6256735	172.6957886
SULFUR EMISSION (g/h)	102.2000634	211.9217035	187.0738476	167.0652048

METALS – USEPA Method 29

AGNICO EAGLE MINES LTD. Meliadine

23-7693

INCINERATOR

Particles and metals

EXPERIMENTAL SCHEDULE

RUN NUMBER	INC-Me-E1	INC-Me-E2	INC-Me-E3	AVERAGE
RUN DATE	29/09/2023	30/09/2023	01/10/2023	(1 to 3)
START OF RUN	10h18	11h05	10h40	
END OF RUN	13H40	14h25	14h00	
RUN DURATION (minutes)	200	200	200	
NUMBER OF MEASUREMENTS	40	40	40	

PARTICULATE METALS (µg)

Aluminum (Al)	144.0	320.0	305.0	256.3
Antimony (Sb)	247.0	331.0	252.0	276.7
Silver (Ag)	1.9	7.9	3.1	4.3
Arsenic (As)	72.1	216.0	218.0	168.7
Barium (Ba)	3.0	5.4	5.5	4.6
Beryllium (Be)	< 0.1	< 0.1	< 0.1	< 0.1
Bismuth (Bi)	3.2	7.4	5.2	5.3
Boron (B)	7.1	3.5	4.2	4.9
Cadmium (Cd)	3.8	11.8	4.9	6.8
Calcium (Ca)	4000.0	2810.0	3190.0	3333.3
Chrome (Cr)	6.5	9.7	14.5	10.2
Cobalt (Co)	0.2	0.3	0.3	0.3
Copper (Cu)	91.2	163.0	178.0	144.1
Tin (Sn)	16.3	39.0	62.1	39.1
Iron (Fe)	97.0	167.0	165.0	143.0
Lithium (Li)	25.0	9.0	6.0	13.3
Magnesium (Mg)	75.0	140.0	146.0	120.3
Manganese (Mn)	10.5	10.6	9.0	10.0
Molybdenum (Mo)	3.6	4.8	7.1	5.2
Nickel (Ni)	1.1	1.6	1.2	1.3
Lead (Pb)	89.4	267.0	400.0	252.1
Potassium (K)	8130.0	13300.0	14500.0	11976.7
Selenium (Se)	0.7	0.7	1.0	0.8
Silicon (Si)	403.0	675.0	845.0	641.0
Sodium (Na)	5650.0	9570.0	9040.0	8086.7
Strontium (Sr)	3.8	3.9	4.0	3.9
Thallium (Tl)	< 0.1	0.3	0.2	0.2
Titanium (Ti)	14.0	37.0	42.0	31.0
Vanadium (V)	< 0.2	0.3	0.4	0.3
Zinc (Zn)	503.0	2100.0	1250.0	1284.3
DETECTED METALS	19602.3	30212.2	30659.7	26824.7
TOTAL METALS	19602.7	30212.3	30659.7	26824.9
Proportion metals vs particles (%)	34.5	31.5	34.7	33.6

AGNICO EAGLE MINES LTD. Meliadine

23-7693

INCINERATOR

Particles and metals

EXPERIMENTAL SCHEDULE

RUN NUMBER	INC-Me-E1	INC-Me-E2	INC-Me-E3	AVERAGE
RUN DATE	29/09/2023	30/09/2023	01/10/2023	(1 to 3)
START OF RUN	10h18	11h05	10h40	
END OF RUN	13H40	14h25	14h00	
RUN DURATION (minutes)	200	200	200	
NUMBER OF MEASUREMENTS	40	40	40	

GASEOUS METALS (μg)

Aluminum (Al)	24.0	34.0	20.0	26.0
Antimony (Sb)	0.5	4.1	1.1	1.9
Silver (Ag)	< 2.0	< 2.0	< 2.0	< 2.0
Arsenic (As)	< 0.4	1.4	1.6	1.1
Barium (Ba)	< 0.2	1.9	0.5	0.9
Beryllium (Be)	< 0.2	< 0.2	< 0.2	< 0.2
Bismuth (Bi)	< 0.2	3.1	0.5	1.3
Boron (B)	50.7	54.2	50.1	51.7
Cadmium (Cd)	< 0.2	< 0.2	< 0.2	< 0.2
Calcium (Ca)	379.0	309.0	170.0	286.0
Chrome (Cr)	< 0.4	< 0.4	< 0.4	< 0.4
Cobalt (Co)	< 0.4	< 0.4	< 0.4	< 0.4
Copper (Cu)	1.9	1.6	3.2	2.2
Tin (Sn)	23.0	21.0	21.0	21.7
Iron (Fe)	< 20.0	< 20.0	< 20.0	< 20.0
Lithium (Li)	< 4.0	< 4.0	< 4.0	< 4.0
Magnesium (Mg)	105.0	168.0	18.0	97.0
Manganese (Mn)	4.2	4.9	3.1	4.1
Molybdenum (Mo)	< 2.0	< 2.0	< 2.0	< 2.0
Nickel (Ni)	0.5	1.2	1.2	1.0
Lead (Pb)	22.0	< 2.0	< 2.0	8.7
Potassium (K)	< 40.0	< 40.0	< 40.0	< 40.0
Selenium (Se)	1.6	3.5	2.9	2.7
Silicon (Si)	113.0	63.0	38.0	71.3
Sodium (Na)	88.0	68.0	75.0	77.0
Strontium (Sr)	< 0.4	< 0.4	< 0.4	< 0.4
Thallium (Tl)	< 0.4	0.4	< 0.4	0.4
Titanium (Ti)	< 4.0	< 4.0	4.0	4.0
Vanadium (V)	< 0.8	< 0.9	0.9	0.9
Zinc (Zn)	44.4	152.6	84.4	93.8
DETECTED METALS	857.8	891.9	495.5	748.4
TOTAL METALS	933.4	968.4	567.5	823.1

AGNICO EAGLE MINES LTD. Meliadine

23-7693

INCINERATOR

Particles and metals

EXPERIMENTAL SCHEDULE

RUN NUMBER	INC-Me-E1	INC-Me-E2	INC-Me-E3	AVERAGE
RUN DATE	29/09/2023	30/09/2023	01/10/2023	(1 to 3)
START OF RUN	10h18	11h05	10h40	
END OF RUN	13H40	14h25	14h00	
RUN DURATION (minutes)	200	200	200	
NUMBER OF MEASUREMENTS	40	40	40	

TOTAL METALS (µg)

Aluminum (Al)	168.0	354.0	325.0	282.3
Antimony (Sb)	247.5	335.1	253.1	278.6
Silver (Ag)	3.9	9.9	5.1	6.3
Arsenic (As)	72.5	217.4	219.6	169.8
Barium (Ba)	3.2	7.3	6.0	5.5
Beryllium (Be)	< 0.3	< 0.3	< 0.3	< 0.3
Bismuth (Bi)	3.4	10.5	5.7	6.5
Boron (B)	57.8	57.7	54.3	56.6
Cadmium (Cd)	4.0	12.0	5.1	7.0
Calcium (Ca)	4379.0	3119.0	3360.0	3619.3
Chrome (Cr)	6.9	10.1	14.9	10.6
Cobalt (Co)	0.6	0.7	0.7	0.7
Copper (Cu)	93.1	164.6	181.2	146.3
Tin (Sn)	39.3	60.0	83.1	60.8
Iron (Fe)	117.0	187.0	185.0	163.0
Lithium (Li)	29.0	13.0	10.0	17.3
Magnesium (Mg)	180.0	308.0	164.0	217.3
Manganese (Mn)	14.7	15.5	12.1	14.1
Molybdenum (Mo)	5.6	6.8	9.1	7.2
Nickel (Ni)	1.6	2.8	2.4	2.3
Lead (Pb)	111.4	269.0	402.0	260.8
Potassium (K)	8170.0	13340.0	14540.0	12016.7
Selenium (Se)	2.3	4.2	3.9	3.5
Silicon (Si)	516.0	738.0	883.0	712.3
Sodium (Na)	5738.0	9638.0	9115.0	8163.7
Strontium (Sr)	4.2	4.3	4.4	4.3
Thallium (Tl)	< 0.5	0.7	0.6	0.6
Titanium (Ti)	18.0	41.0	46.0	35.0
Vanadium (V)	< 1.0	1.2	1.3	1.2
Zinc (Zn)	547.4	2252.6	1334.4	1378.1
Mercury (Hg)	0.9	1.4	0.9	1.1
DETECTED METALS	20535.2	31181.8	31227.9	27648.3
TOTAL METALS	20537.0	31182.1	31228.2	27649.1

AGNICO EAGLE MINES LTD. Meliadine

23-7693

INCINERATOR

Particles and metals

EXPERIMENTAL SCHEDULE

RUN NUMBER	INC-Me-E1	INC-Me-E2	INC-Me-E3	AVERAGE
RUN DATE	29/09/2023	30/09/2023	01/10/2023	(1 to 3)
START OF RUN	10h18	11h05	10h40	
END OF RUN	13H40	14h25	14h00	
RUN DURATION (minutes)	200	200	200	
NUMBER OF MEASUREMENTS	40	40	40	

PARTICULATE METALS ($\mu\text{g}/\text{m}^3\text{R}$)

Aluminum (Al)	45.60	100.4	103.6	83.21
Antimony (Sb)	78.22	103.9	85.60	89.23
Silver (Ag)	0.6017	2.479	1.053	1.378
Arsenic (As)	22.83	67.78	74.05	54.89
Barium (Ba)	0.9500	1.691	1.855	1.499
Beryllium (Be)	< 0.01583	< 0.01569	< 0.01698	< 0.01617
Bismuth (Bi)	0.9975	2.332	1.777	1.702
Boron (B)	2.248	1.098	1.427	1.591
Cadmium (Cd)	1.194	3.703	1.661	2.186
Calcium (Ca)	1267	881.8	1084	1077
Chrome (Cr)	2.058	3.044	4.926	3.343
Cobalt (Co)	0.06333	0.09414	0.1019	0.08646
Copper (Cu)	28.88	51.15	60.47	46.83
Tin (Sn)	5.162	12.24	21.09	12.83
Iron (Fe)	30.72	52.41	56.05	46.39
Lithium (Li)	7.917	2.824	2.038	4.260
Magnesium (Mg)	23.75	43.93	49.60	39.09
Manganese (Mn)	3.325	3.326	3.057	3.236
Molybdenum (Mo)	1.140	1.506	2.412	1.686
Nickel (Ni)	0.3483	0.5021	0.4076	0.4194
Lead (Pb)	28.31	83.79	135.9	82.66
Potassium (K)	2575	4174	4926	3891
Selenium (Se)	0.2217	0.2197	0.3397	0.2603
Silicon (Si)	127.6	211.8	287.0	208.8
Sodium (Na)	1789	3003	3071	2621
Strontium (Sr)	1.203	1.224	1.359	1.262
Thallium (Tl)	< 0.03167	0.09414	0.06794	0.06458
Titanium (Ti)	4.433	11.61	14.27	10.10
Vanadium (V)	< 0.06333	0.09414	0.1359	0.09778
Zinc (Zn)	159.3	659.0	424.6	414.3
DETECTED METALS	6207	9481	10410	8701
TOTAL METALS	6208	9481	10410	8701

AGNICO EAGLE MINES LTD. Meliadine

23-7693

INCINERATOR

Particles and metals

EXPERIMENTAL SCHEDULE

RUN NUMBER	INC-Me-E1	INC-Me-E2	INC-Me-E3	AVERAGE
RUN DATE	29/09/2023	30/09/2023	01/10/2023	(1 to 3)
START OF RUN	10h18	11h05	10h40	
END OF RUN	13H40	14h25	14h00	
RUN DURATION (minutes)	200	200	200	
NUMBER OF MEASUREMENTS	40	40	40	

GASEOUS METALS ($\mu\text{g}/\text{m}^3\text{R}$)

Aluminum (Al)	7.600	10.67	6.794	8.354
Antimony (Sb)	0.1583	1.287	0.3737	0.6062
Silver (Ag)	< 0.6333	< 0.6276	< 0.6794	< 0.6468
Arsenic (As)	< 0.1267	0.4393	0.5435	0.3698
Barium (Ba)	< 0.06333	0.5962	0.1698	0.2765
Beryllium (Be)	< 0.06333	< 0.06276	< 0.06794	< 0.06468
Bismuth (Bi)	< 0.06333	0.9728	0.1698	0.4020
Boron (B)	16.06	17.01	17.02	16.69
Cadmium (Cd)	< 0.06333	< 0.06276	< 0.06794	< 0.06468
Calcium (Ca)	120.0	96.97	57.75	91.58
Chrome (Cr)	< 0.1267	< 0.1255	< 0.1359	< 0.1294
Cobalt (Co)	< 0.1267	< 0.1255	< 0.1359	< 0.1294
Copper (Cu)	0.6017	0.5021	1.087	0.7303
Tin (Sn)	7.283	6.590	7.134	7.002
Iron (Fe)	< 6.333	< 6.276	< 6.794	< 6.468
Lithium (Li)	< 1.267	< 1.255	< 1.359	< 1.294
Magnesium (Mg)	33.25	52.72	6.114	30.69
Manganese (Mn)	1.330	1.538	1.053	1.307
Molybdenum (Mo)	< 0.6333	< 0.6276	< 0.6794	< 0.6468
Nickel (Ni)	0.1583	0.3766	0.4076	0.3142
Lead (Pb)	6.967	< 0.6276	< 0.6794	2.758
Potassium (K)	< 12.67	< 12.55	< 13.59	< 12.94
Selenium (Se)	0.5067	1.098	0.9851	0.8634
Silicon (Si)	35.78	19.77	12.91	22.82
Sodium (Na)	27.87	21.34	25.48	24.89
Strontium (Sr)	< 0.1267	< 0.1255	< 0.1359	< 0.1294
Thallium (Tl)	< 0.1267	0.1255	< 0.1359	0.1294
Titanium (Ti)	< 1.267	< 1.255	1.359	1.294
Vanadium (V)	< 0.2533	< 0.2824	0.3057	0.2805
Zinc (Zn)	14.06	47.89	28.67	30.21
DETECTED METALS	271.6	279.9	168.3	239.9
TOTAL METALS	295.6	303.9	192.8	264.1

AGNICO EAGLE MINES LTD. Meliadine

23-7693

INCINERATOR

Particles and metals

EXPERIMENTAL SCHEDULE

RUN NUMBER	INC-Me-E1	INC-Me-E2	INC-Me-E3	AVERAGE
RUN DATE	29/09/2023	30/09/2023	01/10/2023	(1 to 3)
START OF RUN	10h18	11h05	10h40	
END OF RUN	13H40	14h25	14h00	
RUN DURATION (minutes)	200	200	200	
NUMBER OF MEASUREMENTS	40	40	40	

TOTAL METALS ($\mu\text{g}/\text{m}^3\text{R}$)

Aluminum (Al)	53.20	111.1	110.4	91.56
Antimony (Sb)	78.38	105.2	85.98	89.84
Silver (Ag)	1.235	3.107	1.732	2.025
Arsenic (As)	22.96	68.22	74.60	55.26
Barium (Ba)	1.013	2.288	2.025	1.775
Beryllium (Be)	< 0.07917	< 0.07845	< 0.08492	< 0.08085
Bismuth (Bi)	1.061	3.304	1.946	2.104
Boron (B)	18.30	18.11	18.45	18.29
Cadmium (Cd)	1.257	3.766	1.729	2.251
Calcium (Ca)	1387	978.8	1141	1169
Chrome (Cr)	2.185	3.169	5.061	3.472
Cobalt (Co)	0.1900	0.2197	0.2378	0.2158
Copper (Cu)	29.48	51.65	61.55	47.56
Tin (Sn)	12.45	18.83	28.23	19.83
Iron (Fe)	37.05	58.68	62.84	52.86
Lithium (Li)	9.183	4.079	3.397	5.553
Magnesium (Mg)	57.00	96.65	55.71	69.79
Manganese (Mn)	4.655	4.864	4.110	4.543
Molybdenum (Mo)	1.773	2.134	3.091	2.333
Nickel (Ni)	0.5067	0.8787	0.8153	0.7335
Lead (Pb)	35.28	84.41	136.6	85.42
Potassium (K)	2587	4186	4939	3904
Selenium (Se)	0.7283	1.318	1.325	1.124
Silicon (Si)	163.4	231.6	299.9	231.6
Sodium (Na)	1817	3024	3096	2646
Strontium (Sr)	1.330	1.349	1.495	1.391
Thallium (Tl)	< 0.1583	0.2197	0.2038	0.1939
Titanium (Ti)	5.700	12.87	15.63	11.40
Vanadium (V)	< 0.3167	0.3766	0.4416	0.3783
Zinc (Zn)	173.3	706.9	453.3	444.5
Mercury (Hg)	0.2913	0.4456	0.3125	0.3498
DETECTED METALS	6503	9785	10610	8965
TOTAL METALS	6503	9785	10610	8966

AGNICO EAGLE MINES LTD. Meliadine

23-7693

INCINERATOR

Particles and metals

EXPERIMENTAL SCHEDULE

RUN NUMBER	INC-Me-E1	INC-Me-E2	INC-Me-E3	AVERAGE
RUN DATE	29/09/2023	30/09/2023	01/10/2023	(1 to 3)
START OF RUN	10h18	11h05	10h40	
END OF RUN	13H40	14h25	14h00	
RUN DURATION (minutes)	200	200	200	
NUMBER OF MEASUREMENTS	40	40	40	

TOTAL METALS ($\mu\text{g}/\text{m}^3\text{R}$) at 11% O₂

Aluminum (Al)	47.88	103.8	116.3	89.30
Antimony (Sb)	70.54	98.21	90.55	86.43
Silver (Ag)	1.112	2.902	1.825	1.946
Arsenic (As)	20.66	63.72	78.56	54.31
Barium (Ba)	0.9120	2.137	2.132	1.727
Beryllium (Be)	< 0.07125	< 0.07327	< 0.08944	< 0.07799
Bismuth (Bi)	0.9548	3.086	2.050	2.030
Boron (B)	16.47	16.91	19.43	17.60
Cadmium (Cd)	1.131	3.517	1.821	2.156
Calcium (Ca)	1248	914.1	1202	1121
Chrome (Cr)	1.967	2.960	5.331	3.419
Cobalt (Co)	0.1710	0.2052	0.2504	0.2089
Copper (Cu)	26.53	48.24	64.83	46.53
Tin (Sn)	11.20	17.58	29.73	19.51
Iron (Fe)	33.35	54.81	66.19	51.45
Lithium (Li)	8.265	3.810	3.578	5.218
Magnesium (Mg)	51.30	90.27	58.67	66.75
Manganese (Mn)	4.190	4.543	4.329	4.354
Molybdenum (Mo)	1.596	1.993	3.256	2.282
Nickel (Ni)	0.4560	0.8206	0.8586	0.7118
Lead (Pb)	31.75	78.84	143.8	84.80
Potassium (K)	2328	3910	5202	3813
Selenium (Se)	0.6555	1.231	1.395	1.094
Silicon (Si)	147.1	216.3	315.9	226.4
Sodium (Na)	1635	2825	3261	2574
Strontium (Sr)	1.197	1.260	1.574	1.344
Thallium (Tl)	< 0.1425	0.2052	0.2147	0.1874
Titanium (Ti)	5.130	12.02	16.46	11.20
Vanadium (V)	< 0.2850	0.3517	0.4651	0.3673
Zinc (Zn)	156.0	660.2	477.4	431.2
Mercury (Hg)	0.2622	0.4162	0.3291	0.3358
DETECTED METALS	5853	9139	11170	8721
TOTAL METALS	5853	9139	11170	8721

AGNICO EAGLE MINES LTD. Meliadine

23-7693

INCINERATOR

Particles and metals

EXPERIMENTAL SCHEDULE

RUN NUMBER	INC-Me-E1	INC-Me-E2	INC-Me-E3	AVERAGE
RUN DATE	29/09/2023	30/09/2023	01/10/2023	(1 to 3)
START OF RUN	10h18	11h05	10h40	
END OF RUN	13H40	14h25	14h00	
RUN DURATION (minutes)	200	200	200	
NUMBER OF MEASUREMENTS	40	40	40	

PARTICULATE METALS (g/h)

Aluminum (Al)	0.1884	0.4255	0.4038	0.3392
Antimony (Sb)	0.3232	0.4401	0.3336	0.3657
Silver (Ag)	0.002486	0.01050	0.004104	0.005698
Arsenic (As)	0.09435	0.2872	0.2886	0.2234
Barium (Ba)	0.003926	0.007167	0.007228	0.006107
Beryllium (Be)	< 0.00006543	< 0.00006649	< 0.00006619	< 0.00006604
Bismuth (Bi)	0.004122	0.009880	0.006923	0.006975
Boron (B)	0.009291	0.004654	0.005560	0.006502
Cadmium (Cd)	0.004933	0.01569	0.006473	0.009033
Calcium (Ca)	5.234	3.737	4.223	4.398
Chrome (Cr)	0.008506	0.01290	0.01920	0.01353
Cobalt (Co)	0.0002617	0.0003989	0.0003971	0.0003526
Copper (Cu)	0.1193	0.2167	0.2356	0.1906
Tin (Sn)	0.02133	0.05186	0.08221	0.05180
Iron (Fe)	0.1269	0.2221	0.2184	0.1891
Lithium (Li)	0.03272	0.01197	0.007943	0.01754
Magnesium (Mg)	0.09815	0.1862	0.1933	0.1592
Manganese (Mn)	0.01374	0.01410	0.01191	0.01325
Molybdenum (Mo)	0.004711	0.006383	0.009399	0.006831
Nickel (Ni)	0.001439	0.002128	0.001589	0.001719
Lead (Pb)	0.1170	0.3550	0.5295	0.3338
Potassium (K)	10.64	17.69	19.20	15.84
Selenium (Se)	0.0009160	0.0009308	0.001324	0.001057
Silicon (Si)	0.5274	0.8976	1.119	0.8478
Sodium (Na)	7.394	12.73	11.97	10.70
Strontium (Sr)	0.004973	0.005186	0.005295	0.005151
Thallium (Tl)	< 0.0001309	0.0003989	0.0002648	0.0002648
Titanium (Ti)	0.01832	0.04920	0.05560	0.04104
Vanadium (V)	< 0.0002617	0.0003989	0.0005295	0.0003967
Zinc (Zn)	0.6582	2.792	1.655	1.702
DETECTED METALS	25.65	40.17	40.59	35.47
TOTAL METALS	25.65	40.17	40.59	35.47

AGNICO EAGLE MINES LTD. Meliadine

23-7693

INCINERATOR

Particles and metals

EXPERIMENTAL SCHEDULE

RUN NUMBER	INC-Me-E1	INC-Me-E2	INC-Me-E3	AVERAGE
RUN DATE	29/09/2023	30/09/2023	01/10/2023	(1 to 3)
START OF RUN	10h18	11h05	10h40	
END OF RUN	13H40	14h25	14h00	
RUN DURATION (minutes)	200	200	200	
NUMBER OF MEASUREMENTS	40	40	40	

GASEOUS METALS (g/h)

Aluminum (Al)	0.03141	0.04521	0.02648	0.03436
Antimony (Sb)	0.0006543	0.005452	0.001456	0.002521
Silver (Ag)	< 0.002617	< 0.002659	< 0.002648	< 0.002641
Arsenic (As)	< 0.0005234	0.001862	0.002118	0.001501
Barium (Ba)	< 0.0002617	0.002526	0.0006619	0.001150
Beryllium (Be)	< 0.0002617	< 0.0002659	< 0.0002648	< 0.0002641
Bismuth (Bi)	< 0.0002617	0.004122	0.0006619	0.001682
Boron (B)	0.06635	0.07207	0.06632	0.06825
Cadmium (Cd)	< 0.0002617	< 0.0002659	< 0.0002648	< 0.0002641
Calcium (Ca)	0.4960	0.4109	0.2250	0.3773
Chrome (Cr)	< 0.0005234	< 0.0005319	< 0.0005295	< 0.0005283
Cobalt (Co)	< 0.0005234	< 0.0005319	< 0.0005295	< 0.0005283
Copper (Cu)	0.002486	0.002128	0.004236	0.002950
Tin (Sn)	0.03010	0.02792	0.02780	0.02861
Iron (Fe)	< 0.02617	< 0.02659	< 0.02648	< 0.02641
Lithium (Li)	< 0.005234	< 0.005319	< 0.005295	< 0.005283
Magnesium (Mg)	0.1374	0.2234	0.02383	0.1282
Manganese (Mn)	0.005496	0.006516	0.004104	0.005372
Molybdenum (Mo)	< 0.002617	< 0.002659	< 0.002648	< 0.002641
Nickel (Ni)	0.0006543	0.001596	0.001589	0.001280
Lead (Pb)	0.02879	< 0.002659	< 0.002648	0.01137
Potassium (K)	< 0.05234	< 0.05319	< 0.05295	< 0.05283
Selenium (Se)	0.002094	0.004654	0.003839	0.003529
Silicon (Si)	0.1479	0.08377	0.05030	0.09398
Sodium (Na)	0.1152	0.09042	0.09928	0.1016
Strontium (Sr)	< 0.0005234	< 0.0005319	< 0.0005295	< 0.0005283
Thallium (Tl)	< 0.0005234	0.0005319	< 0.0005295	0.0005283
Titanium (Ti)	< 0.005234	< 0.005319	0.005295	0.005283
Vanadium (V)	< 0.001047	< 0.001197	0.001191	0.001145
Zinc (Zn)	0.05810	0.2029	0.1117	0.1242
DETECTED METALS	1.123	1.186	0.6559	0.9882
TOTAL METALS	1.221	1.288	0.7513	1.087

AGNICO EAGLE MINES LTD. Meliadine

23-7693

INCINERATOR

Particles and metals

EXPERIMENTAL SCHEDULE

RUN NUMBER	INC-Me-E1	INC-Me-E2	INC-Me-E3	AVERAGE
RUN DATE	29/09/2023	30/09/2023	01/10/2023	(1 to 3)
START OF RUN	10h18	11h05	10h40	
END OF RUN	13H40	14h25	14h00	
RUN DURATION (minutes)	200	200	200	
NUMBER OF MEASUREMENTS	40	40	40	

TOTAL METALS (g/h)

Aluminum (Al)	0.2198	0.4707	0.4302	0.3736
Antimony (Sb)	0.3239	0.4456	0.3351	0.3682
Silver (Ag)	0.005104	0.01316	0.006751	0.008340
Arsenic (As)	0.09487	0.2891	0.2907	0.2249
Barium (Ba)	0.004188	0.009694	0.007890	0.007257
Beryllium (Be)	< 0.0003272	< 0.0003324	< 0.0003309	< 0.0003302
Bismuth (Bi)	0.004384	0.01400	0.007585	0.008657
Boron (B)	0.07564	0.07673	0.07188	0.07475
Cadmium (Cd)	0.005195	0.01596	0.006738	0.009297
Calcium (Ca)	5.730	4.147	4.448	4.775
Chrome (Cr)	0.009029	0.01343	0.01972	0.01406
Cobalt (Co)	0.0007852	0.0009308	0.0009267	0.0008809
Copper (Cu)	0.1218	0.2189	0.2399	0.1935
Tin (Sn)	0.05143	0.07978	0.1100	0.08041
Iron (Fe)	0.1531	0.2487	0.2449	0.2156
Lithium (Li)	0.03795	0.01729	0.01324	0.02282
Magnesium (Mg)	0.2355	0.4096	0.2171	0.2874
Manganese (Mn)	0.01924	0.02061	0.01602	0.01862
Molybdenum (Mo)	0.007328	0.009042	0.01205	0.009472
Nickel (Ni)	0.002094	0.003723	0.003177	0.002998
Lead (Pb)	0.1458	0.3577	0.5322	0.3452
Potassium (K)	10.69	17.74	19.25	15.89
Selenium (Se)	0.003010	0.005585	0.005163	0.004586
Silicon (Si)	0.6752	0.9813	1.169	0.9418
Sodium (Na)	7.509	12.82	12.07	10.80
Strontium (Sr)	0.005496	0.005718	0.005825	0.005680
Thallium (Tl)	< 0.0006543	0.0009308	0.0007943	0.0007931
Titanium (Ti)	0.02355	0.05452	0.06089	0.04632
Vanadium (V)	< 0.001309	0.001596	0.001721	0.001542
Zinc (Zn)	0.7163	2.995	1.766	1.826
Mercury (Hg)	0.001204	0.001888	0.001218	0.001437
DETECTED METALS	26.87	41.46	41.34	36.56
TOTAL METALS	26.87	41.46	41.34	36.56

R: Reference conditions at 101.3 kPa and 25°C, on a dry basis

Sampling survey : INCINERATOR – Particles and metals – Run 1

Time	Trav. #	Point #	Pumping duration (min)	Pressure difference (in H ₂ O)		Temperatures (°F)				Gas volume (ft ³)			Velocity (m/s)	Iso. (%)	O ₂ (%v)	CO ₂ (%v)	CO (ppmv)	Vaccuum (in. Hg)	Temperatures (°F)		
				ΔP	ΔH	Stack	Dry gas meter in	Dry gas meter out	Orifice	Start	End	Total							Probe	Filter	Exit
10h18	1	1	5	0.04	0.32	1121	60	60	57	46.24	48.45	2.21	5.24	107.45	11.0	7.2	26.0	-2	250	248	45
		2	5	0.04	0.31	1198	60	60	54	48.45	50.57	2.12	5.37	105.55	10.9	7.2	10.0	-2	250	252	45
		3	5	0.04	0.30	1243	60	60	55	50.57	52.67	2.10	5.44	105.96	10.9	7.2	7.0	-2	250	246	44
		4	5	0.04	0.29	1304	60	60	55	52.67	54.78	2.11	5.53	108.36	9.9	8.0	6.0	-2	250	256	44
		5	5	0.05	0.35	1366	60	60	55	54.78	56.98	2.20	6.30	102.83	10.0	8.1	4.0	-2	250	249	44
		6	5	0.06	0.40	1427	60	60	55	56.98	59.40	2.42	7.01	104.98	10.0	8.1	4.0	-2	250	254	45
		7	5	0.07	0.46	1478	60	60	55	59.40	61.93	2.53	7.67	102.99	10.0	8.1	4.0	-3	250	253	45
		8	5	0.07	0.45	1506	60	60	55	61.93	64.45	2.52	7.73	103.32	10.0	8.1	4.0	-3	250	244	44
		9	5	0.06	0.38	1550	60	60	55	64.45	66.81	2.36	7.24	105.65	10.0	8.1	4.0	-3	250	248	44
		10	5	0.07	0.44	1550	60	60	56	66.81	69.31	2.50	7.82	103.64	10.0	8.1	4.0	-4	250	250	45
		11	5	0.07	0.44	1575	60	60	56	69.31	71.85	2.54	7.86	105.95	8.4	9.4	4.0	-4	250	257	45
		12	5	0.07	0.43	1585	60	60	56	71.85	74.29	2.44	7.88	102.02	8.4	9.4	4.0	-4	250	256	44
		13	5	0.08	0.50	1587	60	60	56	74.29	76.91	2.62	8.43	102.54	8.4	9.4	4.0	-4	250	244	44
		14	5	0.07	0.43	1588	60	60	57	76.91	79.30	2.39	7.89	100.01	8.7	9.1	4.0	-4	250	239	44
		15	5	0.07	0.43	1598	60	60	57	79.30	81.75	2.45	7.91	102.77	8.7	9.1	4.0	-4	250	245	44
		16	5	0.06	0.40	1454	60	60	58	81.75	84.14	2.39	7.06	104.42	8.7	9.1	4.0	-4	250	248	44
		17	5	0.06	0.42	1354	60	60	58	84.14	86.56	2.42	6.87	102.93	8.7	9.1	4.0	-4	250	247	44
		18	5	0.06	0.38	1551	60	60	58	86.56	88.87	2.31	7.24	103.44	8.7	9.1	4.0	-4	250	245	44
		19	5	0.07	0.43	1612	60	60	58	88.87	91.35	2.48	7.94	104.38	8.7	9.1	4.0	-5	250	246	44
		13H40	2	1	5	0.05	0.31	1609	60	60	58	91.35	93.43	2.08	6.70	103.48	8.7	9.1	4.0	-5	250
1	5			0.11	0.67	1633	60	60	58	93.43	96.37	2.94	10.00	99.266	9.4	8.5	4.0	-5	250	244	45
2	5			0.12	0.73	1630	60	60	58	96.37	99.54	3.17	10.43	102.42	9.4	8.5	4.0	-6	250	252	45
3	5			0.14	0.85	1632	60	60	58	99.54	102.97	3.43	11.28	102.68	9.4	8.5	4.0	-6	250	249	45
4	5			0.16	0.97	1637	60	60	58	102.97	106.52	3.55	12.07	99.553	9.4	8.5	4.0	-7	250	255	45
5	5			0.16	0.98	1631	60	60	60	106.52	110.15	3.63	12.05	101.65	9.4	8.5	4.0	-7	250	256	45
6	5			0.17	1.04	1636	60	60	61	110.15	113.85	3.70	12.44	100.65	10.7	7.7	4.0	-7	250	242	45
7	5			0.17	1.04	1636	60	60	61	113.85	117.56	3.71	12.44	100.93	10.7	7.7	4.0	-6	250	258	44
8	5			0.17	1.04	1640	60	60	61	117.56	121.10	3.54	12.45	96.393	10.7	7.7	4.0	-6	250	250	44
9	5			0.12	0.73	1642	60	60	61	121.10	124.36	3.26	10.46	105.63	10.7	7.7	4.0	-6	250	253	44
10	5			0.11	0.67	1648	60	60	61	124.36	127.30	2.94	10.03	99.621	10.7	7.7	4.0	-6	250	251	45
11	5			0.06	0.37	1632	60	60	61	127.30	129.61	2.31	7.38	105.5	10.7	7.7	4.0	-5	250	252	44
12	5			0.06	0.37	1633	60	60	62	129.61	131.78	2.17	7.38	99.131	10.7	7.7	4.0	-5	250	258	44
13	5			0.07	0.43	1629	60	60	63	131.78	134.25	2.47	7.97	104.38	10.7	7.7	4.0	-5	250	251	45
14	5			0.08	0.49	1629	60	60	63	134.25	136.88	2.63	8.52	103.98	10.7	7.7	4.0	-5	250	248	45
15	5			0.07	0.43	1622	60	60	63	136.88	139.31	2.43	7.95	102.52	10.7	7.7	4.0	-5	250	250	45
16	5			0.07	0.43	1625	60	60	63	139.31	141.74	2.43	7.96	102.59	10.7	7.7	4.0	-5	250	252	45
17	5			0.08	0.49	1629	60	60	63	141.74	144.37	2.63	8.52	103.98	10.7	7.7	4.0	-5	250	251	45
18	5			0.08	0.49	1630	60	60	63	144.37	147.02	2.65	8.52	104.8	10.4	7.9	4.0	-5	250	250	46
19	5			0.07	0.43	1629	60	60	65	147.02	149.45	2.43	7.97	102.69	10.4	7.9	4.0	-5	250	252	46
20	5	0.08	0.49	1629	60	60	65	149.45	152.07	2.62	8.52	103.59	10.4	7.9	4.0	-5	250	247	46		

Sampling survey : INCINERATOR – Particles and metals – Run 2

Time	Trav. #	Point #	Pumping duration (min)	Pressure difference (in H ₂ O)		Temperatures (°F)				Gas volume (ft ³)			Velocity (m/s)	Iso. (%)	O ₂ (%v)	CO ₂ (%v)	CO (ppmv)	Vaccuum (in. Hg)	Temperatures (°F)		
				ΔP	ΔH	Stack	Dry gas meter in	Dry gas meter out	Orifice	Start	End	Total							Probe	Filter	Exit
11h05	1	1	5	0.05	0.34	1302	60	60	56	53.24	55.52	2.28	6.19	105.01	11.3	6.9	36.0	-2	250	253	47
		2	5	0.05	0.32	1420	60	60	57	55.52	57.66	2.14	6.39	101.8	11.3	6.9	36.0	-2	250	252	47
		3	5	0.05	0.31	1467	60	60	57	57.66	59.78	2.12	6.47	102.1	9.4	8.5	6.0	-2	250	244	47
		4	5	0.05	0.30	1490	60	60	57	59.78	61.90	2.12	6.51	102.71	9.4	8.5	6.0	-2	250	250	47
		5	5	0.05	0.30	1488	60	60	58	61.90	64.01	2.11	6.51	102.17	9.4	8.5	6.0	-2	250	250	47
		6	5	0.05	0.30	1498	60	60	57	64.01	66.12	2.11	6.52	102.44	9.7	8.3	4.0	-2	250	253	47
		7	5	0.08	0.48	1526	60	60	57	66.12	68.71	2.59	8.31	100.16	8.3	9.8	4.0	-2	250	252	47
		8	5	0.09	0.53	1536	60	60	57	68.71	71.45	2.74	8.84	100.16	8.3	9.8	4.0	-2	250	252	47
		9	5	0.09	0.53	1560	60	60	57	71.45	74.19	2.74	8.89	100.76	8.3	9.8	4.0	-3	250	253	47
		10	5	0.09	0.53	1556	60	60	57	74.19	76.93	2.74	8.88	100.66	9.2	8.9	4.0	-3	250	252	47
		11	5	0.09	0.53	1561	60	60	57	76.93	79.64	2.71	8.89	99.682	9.2	8.9	4.0	-4	250	245	47
		12	5	0.09	0.53	1569	60	60	58	79.64	82.40	2.76	8.91	101.72	9.5	8.8	4.0	-4	250	249	46
		13	5	0.09	0.52	1576	60	60	58	82.40	85.12	2.72	8.93	100.42	9.5	8.8	4.0	-4	250	246	46
		14	5	0.10	0.58	1579	60	60	58	85.12	88.04	2.92	9.42	102.36	9.5	8.8	4.0	-4	250	243	46
		15	5	0.10	0.58	1589	60	60	58	88.04	90.82	2.78	9.44	97.692	9.5	8.8	4.0	-4	250	257	46
		16	5	0.10	0.58	1594	60	60	58	90.82	93.62	2.80	9.45	98.514	9.8	8.5	4.0	-4	250	256	46
		17	5	0.10	0.58	1599	60	60	58	93.62	96.48	2.86	9.46	100.75	9.8	8.5	4.0	-4	250	255	46
		18	5	0.10	0.58	1597	60	60	58	96.48	99.33	2.85	9.46	100.35	10.0	8.4	4.0	-5	250	254	44
		19	5	0.11	0.63	1615	60	60	58	99.33	102.32	2.99	9.96	100.83	10.0	8.4	4.0	-5	250	250	44
		20	5	0.11	0.63	1613	60	60	58	102.32	105.28	2.96	9.96	99.768	10.2	8.1	4.0	-5	250	249	46
14h25	2	1	5	0.11	0.63	1614	60	60	60	5.28	8.25	2.97	9.96	100.13	10.2	8.1	4.0	-5	250	248	46
		2	5	0.10	0.57	1621	60	60	60	8.25	11.05	2.80	9.51	99.158	10.2	8.1	4.0	-5	250	245	46
		3	5	0.11	0.63	1623	60	60	60	11.05	14.05	3.00	9.98	101.36	10.2	8.1	4.0	-5	250	245	46
		4	5	0.11	0.63	1619	60	60	60	14.05	17.03	2.98	9.97	100.59	10.2	8.2	4.0	-5	250	245	47
		5	5	0.10	0.57	1628	60	60	60	17.03	19.86	2.83	9.53	100.39	10.2	8.2	4.0	-5	250	245	47
		6	5	0.09	0.51	1627	60	60	60	19.86	22.55	2.69	9.04	100.55	10.2	8.2	4.0	-5	250	245	45
		7	5	0.09	0.52	1624	60	60	62	22.55	25.29	2.74	9.03	102.34	10.4	8.0	4.0	-5	250	245	45
		8	5	0.11	0.63	1627	60	60	62	25.29	28.26	2.97	9.99	100.44	10.4	8.0	4.0	-5	250	245	45
		9	5	0.10	0.57	1635	60	60	62	28.26	31.07	2.81	9.54	99.846	10.6	7.8	4.0	-5	250	245	45
		10	5	0.10	0.57	1627	60	60	62	31.07	33.86	2.79	9.53	98.947	10.6	7.8	4.0	-5	250	245	44
		11	5	0.10	0.57	1626	60	60	62	33.86	36.67	2.81	9.52	99.632	10.6	7.8	4.0	-5	250	245	44
		12	5	0.09	0.51	1636	60	60	63	36.67	39.38	2.71	9.06	101.51	10.5	7.9	4.0	-5	250	245	44
		13	5	0.09	0.52	1632	60	60	63	39.38	42.08	2.70	9.05	101.04	10.5	7.9	4.0	-5	250	245	44
		14	5	0.09	0.52	1630	60	60	63	42.08	44.78	2.70	9.04	100.99	10.5	7.9	4.0	-5	250	245	44
		15	5	0.09	0.52	1634	60	60	63	44.78	47.48	2.70	9.05	101.09	10.5	7.9	4.0	-5	250	245	44
		16	5	0.09	0.52	1613	60	60	63	47.48	50.17	2.69	9.01	100.21	10.5	7.9	4.0	-5	250	245	44
		17	5	0.08	0.46	1640	60	60	63	50.17	52.68	2.51	8.55	99.804	10.5	8.0	4.0	-5	250	245	44
		18	5	0.07	0.40	1619	60	60	63	52.68	55.08	2.40	7.95	101.49	10.5	8.0	4.0	-5	250	245	43
		19	5	0.07	0.40	1634	60	60	63	55.08	57.45	2.37	7.98	100.59	10.5	8.0	4.0	-5	250	245	43
		20	5	0.08	0.46	1627	60	60	63	57.45	60.04	2.59	8.52	102.67	10.5	8.0	4.0	-5	250	245	44

Sampling survey : INCINERATOR – Particles and metals – Run 3

Time	Trav. #	Point #	Pumping duration (min)	Pressure difference (in H ₂ O)		Temperatures (°F)				Gas volume (ft ³)			Velocity (m/s)	Iso. (%)	O ₂ (%v)	CO ₂ (%v)	CO (ppmv)	Vaccuum (in. Hg)	Temperatures (°F)		
				ΔP	ΔH	Stack	Dry gas meter in	Dry gas meter out	Orifice	Start	End	Total							Probe	Filter	Exit
10h40	1	1	5	0.04	0.26	1354	60	60	52	60.61	62.62	2.01	5.64	105.58	9.1	9.0	10.0	-2	250	245	43
		2	5	0.04	0.26	1370	60	60	53	62.62	64.56	1.94	5.66	102.36	9.1	9.0	10.0	-2	250	250	42
		3	5	0.04	0.25	1400	60	60	52	64.56	66.49	1.93	5.71	102.66	11.6	6.8	7.0	-2	250	254	42
		4	5	0.05	0.31	1435	60	60	52	66.49	68.59	2.10	6.44	100.86	11.6	6.8	7.0	-2	250	253	42
		5	5	0.05	0.30	1476	60	60	52	68.59	70.67	2.08	6.51	100.97	11.6	6.8	7.0	-2	250	254	42
		6	5	0.07	0.42	1498	60	60	52	70.67	73.15	2.48	7.75	102.35	11.7	7.3	11.0	-4	250	253	42
		7	5	0.08	0.47	1523	60	60	52	73.15	75.76	2.61	8.34	101.42	11.7	7.3	11.0	-4	250	249	41
		8	5	0.07	0.41	1550	60	60	53	75.76	78.18	2.42	7.85	101.19	11.7	7.3	11.0	-4	250	257	41
		9	5	0.08	0.47	1555	60	60	53	78.18	80.78	2.60	8.40	101.84	11.2	7.1	6.0	-4	250	244	41
		10	5	0.08	0.46	1572	60	60	53	80.78	83.33	2.55	8.44	100.3	11.2	7.1	6.0	-4	250	254	41
		11	5	0.07	0.40	1576	60	60	53	83.33	85.79	2.46	7.90	103.53	11.4	7.3	6.0	-4	250	255	40
		12	5	0.07	0.40	1588	60	60	54	85.79	88.20	2.41	7.92	101.72	11.4	7.3	6.0	-4	250	247	41
		13	5	0.07	0.40	1590	60	60	54	88.20	90.53	2.33	7.93	98.392	11.4	7.3	6.0	-4	250	246	40
		14	5	0.07	0.40	1601	60	60	55	90.53	92.93	2.40	7.95	101.62	11.4	7.3	6.0	-4	250	242	40
		15	5	0.08	0.46	1596	60	60	55	92.93	95.49	2.56	8.49	101.28	11.4	7.3	6.0	-4	250	245	40
		16	5	0.08	0.46	1604	60	60	55	95.49	98.04	2.55	8.50	101.08	11.4	7.3	6.0	-4	250	248	40
		17	5	0.08	0.46	1606	60	60	56	98.04	100.58	2.54	8.51	100.74	11.4	7.3	6.0	-4	250	252	40
		18	5	0.08	0.46	1615	60	60	56	100.58	103.12	2.54	8.53	100.96	11.4	7.3	6.0	-4	250	246	39
		19	5	0.08	0.46	1613	60	60	58	103.12	105.68	2.56	8.52	101.7	11.4	7.3	6.0	-5	250	256	39
		20	5	0.08	0.46	1617	60	60	58	105.68	108.25	2.57	8.53	102.2	11.4	7.3	6.0	-5	250	253	39
14h00	2	1	5	0.07	0.40	1622	60	60	57	8.25	10.79	2.54	7.99	108.09	11.4	7.3	6.0	-5	250	254	39
		2	5	0.09	0.51	1621	60	60	57	10.79	13.48	2.69	9.06	100.96	11.4	7.3	6.0	-5	250	261	39
		3	5	0.08	0.45	1627	60	60	57	13.48	16.00	2.52	8.55	100.45	11.4	7.3	6.0	-5	250	242	39
		4	5	0.08	0.45	1626	60	60	57	16.00	18.52	2.52	8.55	100.43	11.4	7.3	6.0	-5	250	249	40
		5	5	0.09	0.51	1631	60	60	57	18.52	21.15	2.63	9.08	98.947	11.4	7.3	6.0	-5	250	251	40
		6	5	0.09	0.51	1630	60	60	57	21.15	23.80	2.65	9.08	99.675	11.4	7.3	6.0	-5	250	248	40
		7	5	0.08	0.45	1643	60	60	57	23.80	26.31	2.51	8.58	100.43	11.4	7.3	6.0	-5	250	251	40
		8	5	0.09	0.51	1638	60	60	57	26.31	29.01	2.70	9.09	101.75	11.4	7.3	6.0	-5	250	252	39
		9	5	0.09	0.51	1646	60	60	58	29.01	31.69	2.68	9.11	101.19	11.4	7.3	6.0	-5	250	253	39
		10	5	0.08	0.45	1645	60	60	58	31.69	34.20	2.51	8.59	100.48	11.4	7.3	6.0	-5	250	238	39
		11	5	0.08	0.45	1649	60	60	59	34.20	36.71	2.51	8.60	100.58	11.4	7.3	6.0	-5	250	243	40
		12	5	0.08	0.45	1645	60	60	59	36.71	39.21	2.50	8.59	100.08	11.4	7.3	6.0	-5	250	244	40
		13	5	0.09	0.51	1646	60	60	60	39.21	41.90	2.69	9.11	101.57	11.4	7.3	6.0	-5	250	239	40
		14	5	0.08	0.45	1648	60	60	60	41.90	44.41	2.51	8.59	100.55	11.4	7.3	6.0	-6	250	250	40
		15	5	0.08	0.45	1652	60	60	60	44.41	46.91	2.50	8.60	100.25	10.6	8.0	5.0	-6	250	247	40
		16	5	0.08	0.45	1646	60	60	60	46.91	49.41	2.50	8.59	100.1	10.7	7.9	5.0	-6	250	264	40
		17	5	0.08	0.45	1655	60	60	61	49.41	51.94	2.53	8.61	101.52	10.5	8.1	4.0	-6	250	263	41
		18	5	0.07	0.40	1645	60	60	61	51.94	54.31	2.37	8.03	101.41	10.6	8.0	4.0	-6	250	246	41
		19	5	0.08	0.45	1644	60	60	61	54.31	56.76	2.45	8.59	98.056	10.5	8.1	4.0	-6	250	240	40
		20	5	0.08	0.45	1656	60	60	61	56.76	59.29	2.53	8.61	101.55	10.5	8.1	4.0	-6	250	249	40

INC-Me-E1
Impingers – liquid mass

	Before	After	Difference
IMP. 1	783.3	675.2	108.1
IMP. 2	629.8	541.6	88.2
IMP. 3	774	740.7	33.3
IMP. 4	651.7	644.5	7.2
IMP. 5	599.9	598.5	1.4
IMP. 6	574.2	573.3	0.9
IMP. 7	627.5	627.8	-0.3
IMP. 8			
IMP. 9			
Silica gel	2032.2	2012.4	19.8
Total	6672.6	6414	258.6

Water mass (g) 258.6

INC-Me-E2
Impingers – liquid mass

	Before	After	Difference
IMP. 1	873.4	636.9	236.5
IMP. 2	568.1	556.4	11.7
IMP. 3	742.7	736.6	6.1
IMP. 4	632.7	632.3	0.4
IMP. 5	528.6	528.4	0.2
IMP. 6	658.7	659.2	-0.5
IMP. 7	739.7	740	-0.3
IMP. 8			
IMP. 9			
Silica gel	2051	2034	17
Total	6794.9	6523.8	271.1

Water mass (g) 271.1

INC-Me-E3
Impingers – liquid mass

	Before	After	Difference
IMP. 1	866.4	639.3	#REF!
IMP. 2	581.7	560	#REF!
IMP. 3	669.2	660.5	29.9
IMP. 4	615.8	614.9	55.8
IMP. 5	520.9	520.7	-139.6
IMP. 6	649	650	34.1
IMP. 7	591.7	592	71
IMP. 8			
IMP. 9			
Silica gel	2066.4	2050.7	15.7
Total	6561.1	6288.1	273

Water mass (g) 273

AGNICO EAGLE MINES LTD. Meliadine

23-7693

INCINERATOR

Semi-Volatile Organic Compounds

EXPERIMENTAL SCHEDULE

RUN NUMBER	INC-COSV-E1	INC-COSV-E2	INC-COSV-E3	AVERAGE
RUN DATE	29/09/2023	30/09/2023	01/10/2023	(1 to 3)
START OF RUN	10h20	11h08	10h43	
END OF RUN	13h40	14h28	14h03	
RUN DURATION (minutes)	200	200	200	
NUMBER OF MEASUREMENTS	40	40	40	

SAMPLING EQUIPMENT DATA

BAROMETRIC PRESSURE ("Hg)	29.90	29.90	29.90	29.90
STATIC PRESSURE ("H ₂ O)	-0.12	-0.12	-0.12	-0.12
PRESSION STATIQUE (kPa)	-0.030	-0.030	-0.030	-0.030
DRY GAS METER COEFFICIENT	0.994	0.994	0.994	n/a
PITOT TUBE COEFFICIENT	0.755	0.755	0.755	n/a
NOZZLE DIAMETER (in)	0.509	0.509	0.509	n/a
DRY GAS METER TEMPERATURE (°F)	60.0	60.0	60.0	n/a
DRY GAS METER TEMPERATURE (°C)	15.6	15.6	15.6	n/a

GAS HUMIDITY & SAMPLED VOLUME

MASS OF WATER (g)	244.4	294.9	303.4	n/a
VOLUME OF WATER (ft ³ R)	11.72	14.15	14.55	n/a
GAS HUMIDITY (BWO)	0.099	0.103	0.112	0.104
GAS HUMIDITY (% v/v)	9.9	10.3	11.2	10.4
REFERENCE GAS VOLUME (ft ³ R)	106.61	123.77	115.73	115.37
REFERENCE GAS VOLUME (m³R)	3.02	3.50	3.28	3.27

STACK CHARACTERISTICS

NUMBER OF DIAMETERS BEFORE SAMPLING PORTS	5.0	5.0	5.0	n/a
NUMBER OF DIAMETERS AFTER SAMPLING PORTS	2.0	2.0	2.0	n/a
STACK DIAMETER (ft)	2.8	2.8	2.8	n/a
STACK DIAMETER (m)	0.85	0.85	0.85	n/a
LENGTH OF SAMPLING PORTS (in)	7.8	7.8	7.8	n/a
STACK PRESSURE ("Hg)	29.89	29.89	29.89	29.89
STACK PRESSURE (kPa)	101.22	101.22	101.22	101.22
DRY GAS METER PRESSURE ("Hg)	29.93	29.94	29.94	29.94
STACK SURFACE (pi ²)	6.1	6.1	6.1	n/a
STACK SURFACE (m ²)	0.57	0.57	0.57	n/a

GAZ CHARACTERISTICS

CHIMNEY TEMPERATURE (°F)	1557.2	1583.6	1594.2	1578.3
CHIMNEY TEMPERATURE (°C)	847.3	862.0	867.9	859.1
CO ₂ (%v, dry)	8.3	8.2	7.1	7.9
O ₂ (%v, dry)	9.9	10.3	11.5	10.6
O ₂ (%v, dry)	8.9	9.2	10.2	9.5
CO (ppmv, dry)	4.6	4.3	5.7	4.9
N ₂ (%v, dry)	81.8	81.5	81.4	81.6
DRY MOLECULAR WEIGHT	29.7	29.7	29.6	29.7
WET MOLECULAR WEIGHT	28.6	28.5	28.3	28.5
GAS VELOCITY (ft/s)	25.8	31.1	29.5	28.8
GAS VELOCITY (m/s)	7.9	9.5	9.0	8.8
ACTUAL GAS FLOW RATE (pi ³ /h)	569 205	687 092	651 582	635 960
ACTUAL GAS FLOW RATE (m ³ /h)	16 118	19 456	18 451	18 008
ACTUAL GAS FLOW RATE (ft ³ /min) (ACFM)	9 487	11 452	10 860	10 599
REFERENCE GAS FLOW RATE (ft ³ R/h)	136 351	161 837	151 122	149 770
REFERENCE GAS FLOW RATE (m³R/h)	3 861	4 583	4 279	4 241
REFERENCE GAS FLOW RATE (ft ³ R/min) (RCFM)	2 273	2 697	2 519	2 496

AGNICO EAGLE MINES LTD. Meliadine
23-7693
INCINERATOR
Semi-Volatile Organic Compounds

EXPERIMENTAL SCHEDULE

RUN NUMBER	INC-COSV-E1	INC-COSV-E2	INC-COSV-E3	AVERAGE
RUN DATE	29/09/2023	30/09/2023	01/10/2023	(1 to 3)
START OF RUN	10h20	11h08	10h43	
END OF RUN	13h40	14h28	14h03	
RUN DURATION (minutes)	200	200	200	
NUMBER OF MEASUREMENTS	40	40	40	

SAMPLING INFORMATION

DRY GAS METER ORIFICE COEFFICIENT	1.027	1.027	1.027	n/a
MAXIMUM VELOCITY (m/s)	9.2	11.9	9.8	n/a
MINIMUM VELOCITY (m/s)	4.6	5.8	6.5	n/a
10%Vmax (m/s)	0.92	1.19	0.98	n/a
PERCENTAGE >10%Vmax	1.00	1.00	1.00	1.00
AVERAGE ISOKINETISM (%)	102.2	99.6	99.7	100.5
% POINTS RESPECTING ISOKINETIC CRITERIA	100%	100%	100%	100%
MAXIMUM PUMPING FLOW RATE (ft ³ /min)	0.61	0.74	0.62	n/a
MAXIMUM VACCUUM PRESSURE DURING RUN ("Hg)	-5.0	-6.0	-9.0	n/a
MAXIMUM PROBE TEMPERATURE (°F)	250	250	250	n/a
MINIMUM PROBE TEMPERATURE (°F)	250	250	250	n/a
MAXIMUM FILTER TEMPERATURE (°F)	258	257	258	n/a
MINIMUM FILTER TEMPERATURE (°F)	245	243	235	n/a
MAXIMUM TEMPERATURE AT EXIT (°F)	43	44	41	n/a
MINIMUM TEMPERATURE AT EXIT (°F)	40	42	38	n/a
MAXIMUM TRAP TEMPERATURE (°F)	48	51	45	n/a
MINIMUM TRAP TEMPERATURE (°F)	44	47	41	n/a
AVERAGE PUMPING FLOW RATE (ft ³ /min)	0.52	0.60	0.56	0.56
4% OF AVERAGE PUMPING FLOW RATE (ft ³ /min)	0.021	0.024	0.022	0.022
LEAK TEST BEFORE RUN AT 15 "Hg (ft ³ /min)	< 0.02	< 0.02	< 0.02	< 0.02
LEAK TEST AFTER RUN (ft ³ /min)	< 0.02	< 0.02	< 0.02	< 0.02

CYCLONIC FLOW

AVERAGE FLOW ANGLE	0	0	0	0
VERTICAL GAS VELOCITY (m/s)	7.86	9.49	9.00	8.79

AGNICO EAGLE MINES LTD. Meliadine
23-7693
INCINERATOR
Semi-Volatile Organic Compounds

EXPERIMENTAL SCHEDULE

RUN NUMBER	INC-COSV-E1	INC-COSV-E2	INC-COSV-E3	AVERAGE
RUN DATE	29/09/2023	30/09/2023	01/10/2023	(1 to 3)
START OF RUN	10h20	11h08	10h43	
END OF RUN	13h40	14h28	14h03	
RUN DURATION (minutes)	200	200	200	
NUMBER OF MEASUREMENTS	40	40	40	

DIOXINS AND FURANS (pg)

2,3,7,8-TCDD	16.0	17.0	< 3.3	n/a
1,2,3,7,8 PeCDD	110.0	230.0	12.0	n/a
1,2,3,4,7,8 HxCDD	65.0	200.0	14.0	n/a
1,2,3,6,7,8 HxCDD	130.0	1200.0	28.0	n/a
1,2,3,7,8,9 HxCDD	81.0	670.0	16.0	n/a
1,2,3,4,6,7,8 HpCDD	610.0	6500.0	220.0	n/a
OCDD	660.0	7400.0	640.0	n/a
2,3,7,8 TCDF	140.0	98.0	16.0	n/a
1,2,3,7,8 PeCDF	85.0	95.0	18.0	n/a
2,3,4,7,8-PeCDF	200.0	240.0	49.0	n/a
1,2,3,4,7,8 HxCDF	120.0	160.0	39.0	n/a
1,2,3,6,7,8 HxCDF	130.0	210.0	45.0	n/a
2,3,4,6,7,8-HxCDF	260.0	360.0	90.0	n/a
1,2,3,7,8,9 HxCDF	67.0	93.0	15.0	n/a
1,2,3,4,6,7,8 HpCDF	460.0	800.0	300.0	n/a
1,2,3,4,7,8,9 HpCDF	68.0	93.0	15.0	n/a
OCDF	150.0	350.0	80.0	n/a
Summation of Tetrachlorodibenzodioxins	3000.0	6000.0	1100.0	n/a
Summation of Pentachlorodibenzodioxins	2200.0	9600.0	170.0	n/a
Summation of Hexachlorodibenzodioxins	2200.0	20000.0	330.0	n/a
Summation of Heptachlorodibenzodioxins	1400.0	17000.0	470.0	n/a
Summation of PCDDs	9400.0	59000.0	2700.0	n/a
Summation of Tetrachlorodibenzofurans	4700.0	3800.0	690.0	n/a
Summation of Pentachlorodibenzofurans	2800.0	3000.0	580.0	n/a
Summation of Hexachlorodibenzofurans	1700.0	2300.0	550.0	n/a
Summation of Heptachlorodibenzofurans	760.0	1100.0	380.0	n/a
Summation of PCDFs	10000.0	10000.0	2300.0	n/a
TOTAL TOXIC CONGENERS	3352.0	18716.0	1600.3	n/a
TOTAL HOMOLOGOUS GROUPS	19400.0	69000.0	5000.0	n/a

AGNICO EAGLE MINES LTD. Meliadine
23-7693
INCINERATOR
Semi-Volatile Organic Compounds

EXPERIMENTAL SCHEDULE

RUN NUMBER	INC-COSV-E1	INC-COSV-E2	INC-COSV-E3	AVERAGE
RUN DATE	29/09/2023	30/09/2023	01/10/2023	(1 to 3)
START OF RUN	10h20	11h08	10h43	
END OF RUN	13h40	14h28	14h03	
RUN DURATION (minutes)	200	200	200	
NUMBER OF MEASUREMENTS	40	40	40	

DIOXINS AND FURANS (pg) – Calculated according to the TEF

2,3,7,8-TCDD	16.0	17.0	< 3.3	n/a
1,2,3,7,8 PeCDD	110.0	230.0	12.0	n/a
1,2,3,4,7,8 HxCDD	6.5	20.0	1.4	n/a
1,2,3,6,7,8 HxCDD	13.0	120.0	2.8	n/a
1,2,3,7,8,9 HxCDD	8.1	67.0	1.6	n/a
1,2,3,4,6,7,8 HpCDD	6.1	65.0	2.2	n/a
OCDD	0.1	0.7	0.1	n/a
2,3,7,8 TCDF	14.0	9.8	1.6	n/a
1,2,3,7,8 PeCDF	4.3	4.8	0.9	n/a
2,3,4,7,8-PeCDF	100.0	120.0	24.5	n/a
1,2,3,4,7,8 HxCDF	12.0	16.0	3.9	n/a
1,2,3,6,7,8 HxCDF	13.0	21.0	4.5	n/a
2,3,4,6,7,8-HxCDF	26.0	36.0	9.0	n/a
1,2,3,7,8,9 HxCDF	6.7	9.3	1.5	n/a
1,2,3,4,6,7,8 HpCDF	4.6	8.0	3.0	n/a
1,2,3,4,7,8,9 HpCDF	0.7	0.9	0.2	n/a
OCDF	0.0	0.0	0.0	n/a
TOTAL TOXIC EQUIVALENCE	341.0	745.6	69.1	n/a

AGNICO EAGLE MINES LTD. Meliadine

23-7693

INCINERATOR

Semi-Volatile Organic Compounds

EXPERIMENTAL SCHEDULE

RUN NUMBER	INC-COSV-E1	INC-COSV-E2	INC-COSV-E3	AVERAGE
RUN DATE	29/09/2023	30/09/2023	01/10/2023	(1 to 3)
START OF RUN	10h20	11h08	10h43	
END OF RUN	13h40	14h28	14h03	
RUN DURATION (minutes)	200	200	200	
NUMBER OF MEASUREMENTS	40	40	40	

DIOXINS AND FURANS (ng/m³R)

2,3,7,8-TCDD	0.005300	0.004851	< 0.001016	0.003722
1,2,3,7,8 PeCDD	0.03644	0.06563	0.003662	0.03524
1,2,3,4,7,8 HxCDD	0.02153	0.05707	0.004272	0.02762
1,2,3,6,7,8 HxCDD	0.04306	0.3424	0.008544	0.1313
1,2,3,7,8,9 HxCDD	0.02683	0.1912	0.004882	0.07429
1,2,3,4,6,7,8 HpCDD	0.2021	1.855	0.06713	0.7079
OCDD	0.2186	2.111	0.1953	0.8418
2,3,7,8 TCDF	0.04638	0.02796	0.004882	0.02641
1,2,3,7,8 PeCDF	0.02816	0.02711	0.005493	0.02025
2,3,4,7,8-PeCDF	0.06625	0.06848	0.01495	0.04989
1,2,3,4,7,8 HxCDF	0.03975	0.04565	0.01190	0.03243
1,2,3,6,7,8 HxCDF	0.04306	0.05992	0.01373	0.03890
2,3,4,6,7,8-HxCDF	0.08613	0.1027	0.02746	0.07210
1,2,3,7,8,9 HxCDF	0.02219	0.02654	0.004577	0.01777
1,2,3,4,6,7,8 HpCDF	0.1524	0.2283	0.09154	0.1574
1,2,3,4,7,8,9 HpCDF	0.02253	0.02654	0.004577	0.01788
OCDF	0.04969	0.09987	0.02441	0.05799
Summation of Tetrachlorodibenzodioxins	0.9938	1.712	0.3357	1.014
Summation of Pentachlorodibenzodioxins	0.7288	2.739	0.05187	1.173
Summation of Hexachlorodibenzodioxins	0.7288	5.707	0.1007	2.179
Summation of Heptachlorodibenzodioxins	0.4638	4.851	0.1434	1.819
Summation of PCDDs	3.114	16.83	0.8239	6.924
Summation of Tetrachlorodibenzofurans	1.557	1.084	0.2106	0.9506
Summation of Pentachlorodibenzofurans	0.9275	0.8560	0.1770	0.6535
Summation of Hexachlorodibenzofurans	0.5631	0.6563	0.1678	0.4624
Summation of Heptachlorodibenzofurans	0.2518	0.3139	0.1160	0.2272
Summation of PCDFs	3.313	2.853	0.7018	2.289
TOTAL TOXIC CONGENERS	1.110	5.340	0.4883	2.313
TOTAL HOMOLOGOUS GROUPS	6.426	19.69	1.526	9.213

AGNICO EAGLE MINES LTD. Meliadine

23-7693

INCINERATOR

Semi-Volatile Organic Compounds

EXPERIMENTAL SCHEDULE

RUN NUMBER	INC-COSV-E1	INC-COSV-E2	INC-COSV-E3	AVERAGE
RUN DATE	29/09/2023	30/09/2023	01/10/2023	(1 to 3)
START OF RUN	10h20	11h08	10h43	
END OF RUN	13h40	14h28	14h03	
RUN DURATION (minutes)	200	200	200	
NUMBER OF MEASUREMENTS	40	40	40	

DIOXINS AND FURANS (ng/m³R) – Calculated according to the TEF

2,3,7,8-TCDD	0.005300	0.004851	< 0.001016	0.003722
1,2,3,7,8 PeCDD	0.03644	0.06563	0.003662	0.03524
1,2,3,4,7,8 HxCDD	0.002153	0.005707	0.0004272	0.002762
1,2,3,6,7,8 HxCDD	0.004306	0.03424	0.0008544	0.01313
1,2,3,7,8,9 HxCDD	0.002683	0.01912	0.0004882	0.007429
1,2,3,4,6,7,8 HpCDD	0.002021	0.01855	0.0006713	0.007079
OCDD	0.00002186	0.0002111	0.00001953	0.00008418
2,3,7,8 TCDF	0.004638	0.002796	0.0004882	0.002641
1,2,3,7,8 PeCDF	0.001408	0.001355	0.0002746	0.001013
2,3,4,7,8-PeCDF	0.03313	0.03424	0.007476	0.02495
1,2,3,4,7,8 HxCDF	0.003975	0.004565	0.001190	0.003243
1,2,3,6,7,8 HxCDF	0.004306	0.005992	0.001373	0.003890
2,3,4,6,7,8-HxCDF	0.008613	0.01027	0.002746	0.007210
1,2,3,7,8,9 HxCDF	0.002219	0.002654	0.0004577	0.001777
1,2,3,4,6,7,8 HpCDF	0.001524	0.002283	0.0009154	0.001574
1,2,3,4,7,8,9 HpCDF	0.0002253	0.0002654	0.00004577	0.0001788
OCDF	0.000004969	0.000009987	0.000002441	0.000005799
TOTAL TOXIC EQUIVALENCE	0.1130	0.2127	0.02109	0.1156

AGNICO EAGLE MINES LTD. Meliadine

23-7693

INCINERATOR

Semi-Volatile Organic Compounds

EXPERIMENTAL SCHEDULE

RUN NUMBER	INC-COSV-E1	INC-COSV-E2	INC-COSV-E3	AVERAGE
RUN DATE	29/09/2023	30/09/2023	01/10/2023	(1 to 3)
START OF RUN	10h20	11h08	10h43	
END OF RUN	13h40	14h28	14h03	
RUN DURATION (minutes)	200	200	200	
NUMBER OF MEASUREMENTS	40	40	40	

DIOXINS AND FURANS (ng/m3R at 11% O2)

2,3,7,8-TCDD	0.004770	0.004530	< 0.001070	0.003457
1,2,3,7,8 PeCDD	0.03279	0.06129	0.003857	0.03265
1,2,3,4,7,8 HxCDD	0.01938	0.05330	0.004499	0.02573
1,2,3,6,7,8 HxCDD	0.03876	0.3198	0.008999	0.1225
1,2,3,7,8,9 HxCDD	0.02415	0.1785	0.005142	0.06928
1,2,3,4,6,7,8 HpCDD	0.1819	1.732	0.07070	0.6616
OCDD	0.1968	1.972	0.2057	0.7915
2,3,7,8 TCDF	0.04174	0.02612	0.005142	0.02433
1,2,3,7,8 PeCDF	0.02534	0.02532	0.005785	0.01881
2,3,4,7,8-PeCDF	0.05963	0.06396	0.01575	0.04644
1,2,3,4,7,8 HxCDF	0.03578	0.04264	0.01253	0.03032
1,2,3,6,7,8 HxCDF	0.03876	0.05596	0.01446	0.03639
2,3,4,6,7,8-HxCDF	0.07751	0.09594	0.02892	0.06746
1,2,3,7,8,9 HxCDF	0.01997	0.02478	0.004821	0.01653
1,2,3,4,6,7,8 HpCDF	0.1371	0.2132	0.09641	0.1489
1,2,3,4,7,8,9 HpCDF	0.02027	0.02478	0.004821	0.01663
OCDF	0.04472	0.09327	0.02571	0.05457
Summation of Tetrachlorodibenzodioxins	0.8944	1.599	0.3535	0.9489
Summation of Pentachlorodibenzodioxins	0.6559	2.558	0.05463	1.090
Summation of Hexachlorodibenzodioxins	0.6559	5.330	0.1061	2.031
Summation of Heptachlorodibenzodioxins	0.4174	4.530	0.1510	1.700
Summation of PCDDs	2.802	15.72	0.8677	6.464
Summation of Tetrachlorodibenzofurans	1.401	1.013	0.2218	0.8785
Summation of Pentachlorodibenzofurans	0.8348	0.7995	0.1864	0.6069
Summation of Hexachlorodibenzofurans	0.5068	0.6129	0.1768	0.4322
Summation of Heptachlorodibenzofurans	0.2266	0.2931	0.1221	0.2139
Summation of PCDFs	2.981	2.665	0.7392	2.128
TOTAL TOXIC CONGENERS	0.9993	4.988	0.5143	2.167
TOTAL HOMOLOGOUS GROUPS	5.784	18.39	1.607	8.593

AGNICO EAGLE MINES LTD. Meliadine

23-7693

INCINERATOR

Semi-Volatile Organic Compounds

EXPERIMENTAL SCHEDULE

RUN NUMBER	INC-COSV-E1	INC-COSV-E2	INC-COSV-E3	AVERAGE
RUN DATE	29/09/2023	30/09/2023	01/10/2023	(1 to 3)
START OF RUN	10h20	11h08	10h43	
END OF RUN	13h40	14h28	14h03	
RUN DURATION (minutes)	200	200	200	
NUMBER OF MEASUREMENTS	40	40	40	

DIOXINS AND FURANS (ng/m3R at 11% O2) – Calculated according to the TEF

2,3,7,8-TCDD	0.004770	0.004530	< 0.001070	0.003457
1,2,3,7,8 PeCDD	0.03279	0.06129	0.003857	0.03265
1,2,3,4,7,8 HxCDD	0.001938	0.005330	0.0004499	0.002573
1,2,3,6,7,8 HxCDD	0.003876	0.03198	0.0008999	0.01225
1,2,3,7,8,9 HxCDD	0.002415	0.01785	0.0005142	0.006928
1,2,3,4,6,7,8 HpCDD	0.001819	0.01732	0.0007070	0.006616
OCDD	0.00001968	0.0001972	0.00002057	0.00007915
2,3,7,8 TCDF	0.004174	0.002612	0.0005142	0.002433
1,2,3,7,8 PeCDF	0.001267	0.001266	0.0002892	0.0009407
2,3,4,7,8-PeCDF	0.02981	0.03198	0.007874	0.02322
1,2,3,4,7,8 HxCDF	0.003578	0.004264	0.001253	0.003032
1,2,3,6,7,8 HxCDF	0.003876	0.005596	0.001446	0.003639
2,3,4,6,7,8-HxCDF	0.007751	0.009594	0.002892	0.006746
1,2,3,7,8,9 HxCDF	0.001997	0.002478	0.0004821	0.001653
1,2,3,4,6,7,8 HpCDF	0.001371	0.002132	0.0009641	0.001489
1,2,3,4,7,8,9 HpCDF	0.0002027	0.0002478	0.00004821	0.0001663
OCDF	0.000004472	0.000009327	0.000002571	0.000005457
TOTAL TOXIC EQUIVALENCE	0.1017	0.1987	0.02221	0.1075
Air Emission Standard for Dioxines and Furanes (ng/m3R à 11% O₂):			0.08	

AGNICO EAGLE MINES LTD. Meliadine

23-7693

INCINERATOR

Semi-Volatile Organic Compounds

EXPERIMENTAL SCHEDULE

RUN NUMBER	INC-COSV-E1	INC-COSV-E2	INC-COSV-E3	AVERAGE
RUN DATE	29/09/2023	30/09/2023	01/10/2023	(1 to 3)
START OF RUN	10h20	11h08	10h43	
END OF RUN	13h40	14h28	14h03	
RUN DURATION (minutes)	200	200	200	
NUMBER OF MEASUREMENTS	40	40	40	

DIOXINS AND FURANS (µg/h)

2,3,7,8-TCDD	0.02046	0.02223	< 0.004348	0.01568
1,2,3,7,8 PeCDD	0.1407	0.3007	0.01567	0.1524
1,2,3,4,7,8 HxCDD	0.08313	0.2615	0.01828	0.1210
1,2,3,6,7,8 HxCDD	0.1663	1.569	0.03656	0.5906
1,2,3,7,8,9 HxCDD	0.1036	0.8761	0.02089	0.3335
1,2,3,4,6,7,8 HpCDD	0.7802	8.499	0.2873	3.189
OCDD	0.8441	9.676	0.8357	3.785
2,3,7,8 TCDF	0.1791	0.1281	0.02089	0.1094
1,2,3,7,8 PeCDF	0.1087	0.1242	0.02350	0.08548
2,3,4,7,8-PeCDF	0.2558	0.3138	0.06398	0.2112
1,2,3,4,7,8 HxCDF	0.1535	0.2092	0.05093	0.1379
1,2,3,6,7,8 HxCDF	0.1663	0.2746	0.05876	0.1665
2,3,4,6,7,8-HxCDF	0.3325	0.4707	0.1175	0.3069
1,2,3,7,8,9 HxCDF	0.08569	0.1216	0.01959	0.07563
1,2,3,4,6,7,8 HpCDF	0.5883	1.046	0.3917	0.6754
1,2,3,4,7,8,9 HpCDF	0.08697	0.1216	0.01959	0.07605
OCDF	0.1918	0.4577	0.1045	0.2513
Summation of Tetrachlorodibenzodioxins	3.837	7.846	1.436	4.373
Summation of Pentachlorodibenzodioxins	2.814	12.55	0.2220	5.196
Summation of Hexachlorodibenzodioxins	2.814	26.15	0.4309	9.799
Summation of Heptachlorodibenzodioxins	1.791	22.23	0.6137	8.211
Summation of PCDDs	12.02	77.15	3.526	30.90
Summation of Tetrachlorodibenzofurans	6.011	4.969	0.9010	3.960
Summation of Pentachlorodibenzofurans	3.581	3.923	0.7574	2.754
Summation of Hexachlorodibenzofurans	2.174	3.007	0.7182	1.967
Summation of Heptachlorodibenzofurans	0.9720	1.438	0.4962	0.9689
Summation of PCDFs	12.79	13.08	3.003	9.623
TOTAL TOXIC CONGENERS	4.287	24.47	2.090	10.28
TOTAL HOMOLOGOUS GROUPS	24.81	90.22	6.529	40.52

AGNICO EAGLE MINES LTD. Meliadine

23-7693

INCINERATOR

Semi-Volatile Organic Compounds

EXPERIMENTAL SCHEDULE

RUN NUMBER	INC-COSV-E1	INC-COSV-E2	INC-COSV-E3	AVERAGE
RUN DATE	29/09/2023	30/09/2023	01/10/2023	(1 to 3)
START OF RUN	10h20	11h08	10h43	
END OF RUN	13h40	14h28	14h03	
RUN DURATION (minutes)	200	200	200	
NUMBER OF MEASUREMENTS	40	40	40	

DIOXINS AND FURANS (µg/h) – Calculated according to the TEF

2,3,7,8-TCDD	0.02046	0.02223	< 0.004348	0.01568
1,2,3,7,8 PeCDD	0.1407	0.3007	0.01567	0.1524
1,2,3,4,7,8 HxCDD	0.008313	0.02615	0.001828	0.01210
1,2,3,6,7,8 HxCDD	0.01663	0.1569	0.003656	0.05906
1,2,3,7,8,9 HxCDD	0.01036	0.08761	0.002089	0.03335
1,2,3,4,6,7,8 HpCDD	0.007802	0.08499	0.002873	0.03189
OCDD	0.00008441	0.0009676	0.00008357	0.0003785
2,3,7,8 TCDF	0.01791	0.01281	0.002089	0.01094
1,2,3,7,8 PeCDF	0.005436	0.006211	0.001175	0.004274
2,3,4,7,8-PeCDF	0.1279	0.1569	0.03199	0.1056
1,2,3,4,7,8 HxCDF	0.01535	0.02092	0.005093	0.01379
1,2,3,6,7,8 HxCDF	0.01663	0.02746	0.005876	0.01665
2,3,4,6,7,8-HxCDF	0.03325	0.04707	0.01175	0.03069
1,2,3,7,8,9 HxCDF	0.008569	0.01216	0.001959	0.007563
1,2,3,4,6,7,8 HpCDF	0.005883	0.01046	0.003917	0.006754
1,2,3,4,7,8,9 HpCDF	0.0008697	0.001216	0.0001959	0.0007605
OCDF	0.00001918	0.00004577	0.00001045	0.00002513
TOTAL TOXIC EQUIVALENCE	0.4361	0.9749	0.09026	0.5004

R: Reference conditions at 101.3 kPa and 25°C, on a dry basis

Sampling survey : INCINERATOR – SVOC – Run 1

Time	Trav. #	Point #	Pumping duration (min)	Pressure difference (in H ₂ O)		Temperatures (°F)				Gas volume (ft ³)			Velocity (m/s)	Iso. (%)	O ₂ (%v)	CO ₂ (%v)	CO (ppmv)	Vacuum (in. Hg)	Temperatures (°F)			
				ΔP	ΔH	Stack	Dry gas meter in	Dry gas meter out	Orifice	Start	End	Total							Probe	Filter	Exit	Trap
10h20	1	1	5	0.03	0.25	1121	60	60	56	73.18	75.09	1.91	4.63	99.426	11.0	7.2	26.0	-2	250	247	42	48
		2	5	0.03	0.24	1198	60	60	55	75.09	76.99	1.90	4.75	101.28	10.9	7.2	10.0	-2	250	250	41	47
		3	5	0.03	0.23	1259	60	60	55	76.99	78.92	1.93	4.83	104.76	10.9	7.2	7.0	-2	250	252	41	47
		4	5	0.03	0.22	1304	60	60	55	78.92	80.86	1.94	4.90	106.67	9.9	8.0	6.0	-2	250	251	41	47
		5	5	0.04	0.28	1383	60	60	55	80.86	83.00	2.14	5.78	104.17	10.0	8.1	4.0	-3	250	249	41	46
		6	5	0.06	0.41	1440	60	60	55	83.00	85.50	2.50	7.19	100.92	8.4	9.6	4.0	-3	250	248	42	46
		7	5	0.05	0.34	1486	60	60	56	85.50	87.65	2.15	6.64	96.203	8.4	9.6	4.0	-3	250	252	42	46
		8	5	0.07	0.47	1506	60	60	56	87.65	90.20	2.55	7.90	96.958	8.4	9.6	4.0	-3	250	249	42	47
		9	5	0.07	0.45	1559	60	60	55	90.20	92.85	2.65	8.00	102.11	8.4	9.6	4.0	-4	250	250	41	47
		10	5	0.07	0.45	1575	60	60	57	92.85	95.52	2.67	8.03	103.28	8.4	9.6	4.0	-5	250	251	41	46
		11	5	0.07	0.45	1585	60	60	57	95.52	98.17	2.65	8.05	102.76	8.4	9.6	4.0	-5	250	254	40	47
		12	5	0.07	0.45	1590	60	60	57	98.17	100.81	2.64	8.06	102.5	8.4	9.6	4.0	-5	250	256	40	46
		13	5	0.07	0.45	1586	60	60	57	100.81	103.46	2.65	8.05	102.79	8.4	9.6	4.0	-5	250	245	40	46
		14	5	0.09	0.58	1596	60	60	58	103.46	106.42	2.96	9.16	101.53	9.3	8.9	4.0	-5	250	253	41	46
		15	5	0.08	0.51	1602	60	60	58	106.42	109.22	2.80	8.64	102	9.1	8.7	4.0	-5	250	251	41	46
		16	5	0.09	0.59	1544	60	60	58	109.22	112.20	2.98	9.04	100.92	9.1	8.7	4.0	-5	250	248	41	46
		17	5	0.09	0.61	1471	60	60	58	112.20	115.25	3.05	8.87	101.4	9.1	8.7	4.0	-5	250	248	42	45
		18	5	0.09	0.57	1604	60	60	58	115.25	118.16	2.91	9.17	100.01	9.1	8.7	4.0	-5	250	245	42	45
		19	5	0.09	0.57	1614	60	60	59	118.16	121.10	2.94	9.20	101.29	9.1	8.7	4.0	-5	250	246	43	46
		20	5	0.08	0.51	1622	60	60	59	121.10	123.92	2.82	8.69	103.23	9.1	8.7	4.0	-5	250	245	42	45
	2	1	5	0.08	0.50	1636	60	60	59	123.92	126.73	2.81	8.71	103.2	9.1	8.7	4.0	-5	250	251	43	45
		2	5	0.09	0.57	1634	60	60	59	126.73	129.65	2.92	9.24	101.08	9.8	8.4	4.0	-5	250	253	41	45
		3	5	0.08	0.50	1636	60	60	59	129.65	132.36	2.71	8.71	99.532	9.8	8.4	4.0	-5	250	252	41	44
		4	5	0.08	0.50	1636	60	60	59	132.36	135.29	2.93	8.71	107.61	9.8	8.4	4.0	-5	250	245	41	45
		5	5	0.08	0.50	1639	60	60	59	135.29	138.05	2.76	8.72	101.44	9.8	8.4	4.0	-5	250	248	42	45
		6	5	0.08	0.50	1640	60	60	60	138.05	140.76	2.71	8.72	99.627	10.1	7.8	4.0	-5	250	255	42	44
		7	5	0.07	0.44	1639	60	60	60	140.76	143.40	2.64	8.16	103.71	10.1	7.8	4.0	-5	250	250	42	45
		8	5	0.07	0.44	1634	60	60	60	143.40	146.01	2.61	8.15	102.41	10.1	8.1	4.0	-5	250	248	42	45
		9	5	0.07	0.44	1639	60	60	61	146.01	148.61	2.60	8.16	102.14	10.1	8.1	4.0	-5	250	249	42	45
		10	5	0.07	0.44	1628	60	60	61	148.61	151.24	2.63	8.14	103.05	10.1	8.1	4.0	-5	250	250	41	46
		11	5	0.06	0.38	1631	60	60	61	151.24	153.65	2.41	7.54	102.05	10.1	8.1	4.0	-5	250	250	41	46
		12	5	0.07	0.44	1630	60	60	62	153.65	156.22	2.57	8.14	100.75	10.1	8.1	4.0	-5	250	246	41	45
		13	5	0.06	0.38	1632	60	60	62	156.22	158.66	2.44	7.54	103.35	10.1	8.1	4.0	-5	250	251	41	45
		14	5	0.07	0.44	1627	60	60	62	158.66	161.24	2.58	8.13	101.07	10.1	8.1	4.0	-5	250	250	41	44
		15	5	0.07	0.45	1623	60	60	63	161.24	163.91	2.67	8.13	104.49	10.1	8.1	4.0	-5	250	254	41	44
		16	5	0.07	0.44	1628	60	60	63	163.91	166.57	2.66	8.14	104.23	10.1	8.1	4.0	-5	250	245	41	45
		17	5	0.06	0.38	1626	60	60	64	166.57	169.04	2.47	7.53	104.47	10.3	8.0	4.0	-5	250	247	42	44
		18	5	0.07	0.45	1628	60	60	64	169.04	171.70	2.66	8.14	104.23	10.3	8.0	4.0	-5	250	258	41	44
		19	5	0.07	0.45	1628	60	60	65	171.70	174.35	2.65	8.14	103.84	10.5	7.8	4.0	-5	250	253	41	45
		13h40		20	5	0.07	0.45	1629	60	60	65	174.35	176.97	2.62	8.14	102.68	10.5	7.8	4.0	-5	250	252

Sampling survey : INCINERATOR – SVOC – Run 2

Time	Trav. #	Point #	Pumping duration (min)	Pressure difference (in H ₂ O)		Temperatures (°F)				Gas volume (ft ³)			Velocity (m/s)	Iso. (%)	O ₂ (%v)	CO ₂ (%v)	CO (ppmv)	Vacuum (in. Hg)	Temperatures (°F)			
				ΔP	ΔH	Stack	Dry gas meter in	Dry gas meter out	Orifice	Start	End	Total							Probe	Filter	Exit	Trap
11h08	1	1	5	0.04	0.27	1387	60	60	60	77.49	79.47	1.98	5.79	96.79	11.4	7.0	16.0	-2	250	248	44	51
		2	5	0.05	0.32	1455	60	60	59	79.47	81.71	2.24	6.59	99.74	11.4	7.0	16.0	-2	250	245	44	50
		3	5	0.06	0.38	1458	60	60	59	81.71	84.11	2.40	7.22	97.645	9.9	7.0	16.0	-2	250	248	44	50
		4	5	0.06	0.38	1490	60	60	59	84.11	86.48	2.37	7.28	97.224	9.9	7.0	16.0	-2	250	250	44	50
		5	5	0.05	0.31	1507	60	60	59	86.48	88.67	2.19	6.68	98.827	9.9	7.0	16.0	-2	250	251	44	50
		6	5	0.07	0.45	1468	60	60	59	88.67	91.31	2.64	7.82	99.716	7.1	10.4	4.0	-3	250	245	44	50
		7	5	0.09	0.56	1526	60	60	59	91.31	94.26	2.95	9.00	99.762	7.1	10.4	4.0	-3	250	246	44	49
		8	5	0.08	0.49	1536	60	60	59	94.26	97.00	2.74	8.51	98.513	7.1	10.4	4.0	-3	250	247	44	49
		9	5	0.09	0.55	1552	60	60	59	97.00	99.89	2.89	9.06	98.369	9.0	9.0	3.0	-4	250	249	44	50
		10	5	0.09	0.55	1563	60	60	59	99.89	102.80	2.91	9.09	99.32	9.0	9.0	3.0	-4	250	254	44	50
		11	5	0.11	0.67	1563	60	60	60	102.80	106.03	3.23	10.05	99.747	9.0	9.0	3.0	-5	250	253	43	51
		12	5	0.11	0.67	1572	60	60	60	106.03	109.24	3.21	10.07	99.349	9.5	8.8	4.0	-5	250	250	43	51
		13	5	0.10	0.60	1580	60	60	60	109.24	112.29	3.05	9.62	99.184	9.5	8.8	4.0	-6	250	255	43	50
		14	5	0.14	0.84	1589	60	60	61	112.29	115.91	3.62	11.41	99.769	9.5	8.8	4.0	-6	250	251	43	50
		15	5	0.14	0.84	1589	60	60	61	115.91	119.52	3.61	11.41	99.494	9.5	8.8	4.0	-6	250	250	43	50
		16	5	0.13	0.78	1585	60	60	61	119.52	122.98	3.46	10.98	98.848	9.5	8.8	4.0	-6	250	247	42	49
		17	5	0.13	0.78	1603	60	60	61	122.98	126.47	3.49	11.03	100.14	9.6	8.6	4.0	-6	250	248	42	49
		18	5	0.13	0.77	1610	60	60	61	126.47	129.96	3.49	11.05	100.31	9.6	8.6	4.0	-6	250	253	42	49
		19	5	0.15	0.90	1606	60	60	62	129.96	133.67	3.71	11.86	99.205	9.6	8.6	4.0	-6	250	252	42	49
		20	5	0.14	0.83	1613	60	60	62	133.67	137.28	3.61	11.47	100.07	9.6	8.6	4.0	-6	250	256	42	49
14h28	2	1	5	0.13	0.77	1615	60	60	62	37.28	40.71	3.43	11.06	98.705	10.2	8.1	4.0	-6	250	249	42	49
		2	5	0.14	0.83	1619	60	60	62	40.71	44.33	3.62	11.49	100.49	10.2	8.1	4.0	-6	250	250	42	48
		3	5	0.13	0.77	1623	60	60	62	44.33	47.79	3.46	11.08	99.76	10.2	8.1	4.0	-6	250	250	42	48
		4	5	0.14	0.83	1626	60	60	62	47.79	51.38	3.59	11.51	99.829	10.2	8.1	4.0	-6	250	251	42	49
		5	5	0.11	0.65	1630	60	60	62	51.38	54.62	3.24	10.21	101.69	10.2	8.1	4.0	-6	250	254	42	49
		6	5	0.10	0.59	1624	60	60	63	54.62	57.67	3.05	9.72	100.25	10.4	8.0	4.0	-6	250	253	42	49
		7	5	0.11	0.65	1627	60	60	63	57.67	60.73	3.06	10.20	99.977	10.4	8.0	4.0	-6	250	256	43	49
		8	5	0.10	0.59	1628	60	60	63	60.73	63.78	3.05	9.73	100.34	10.4	8.0	4.0	-6	250	257	43	50
		9	5	0.11	0.65	1629	60	60	63	63.78	66.99	3.21	10.21	100.73	10.5	8.0	4.0	-6	250	245	43	49
		10	5	0.11	0.65	1630	60	60	63	66.99	70.19	3.20	10.21	100.44	10.5	8.0	4.0	-6	250	255	43	49
		11	5	0.10	0.59	1629	60	60	63	70.19	73.19	3.00	9.73	98.72	10.5	8.0	4.0	-6	250	253	43	48
		12	5	0.10	0.60	1622	60	60	64	73.19	76.30	3.11	9.72	102.17	10.6	7.8	4.0	-6	250	244	43	48
		13	5	0.09	0.54	1619	60	60	64	76.30	79.23	2.93	9.21	101.37	10.6	7.8	4.0	-6	250	243	42	48
		14	5	0.10	0.60	1618	60	60	64	79.23	82.27	3.04	9.71	99.774	10.6	7.8	4.0	-6	250	246	42	48
		15	5	0.08	0.48	1618	60	60	65	82.27	85.04	2.77	8.68	101.61	10.6	7.8	4.0	-6	250	248	42	47
		16	5	0.08	0.48	1628	60	60	65	85.04	87.78	2.74	8.70	100.75	10.6	7.8	4.0	-6	250	254	43	47
		17	5	0.08	0.48	1628	60	60	65	87.78	90.52	2.74	8.70	100.75	10.6	7.8	4.0	-6	250	255	43	48
		18	5	0.07	0.42	1619	60	60	65	90.52	93.08	2.56	8.12	100.4	10.6	7.8	4.0	-6	250	256	43	48
		19	5	0.07	0.42	1627	60	60	65	93.08	95.62	2.54	8.14	99.81	10.6	7.8	4.0	-6	250	257	44	47
		20	5	0.06	0.36	1631	60	60	65	95.62	97.94	2.32	7.54	98.549	10.6	7.8	4.0	-6	250	249	44	48

Sampling survey : INCINERATOR – SVOC – Run 3

Time	Trav. #	Point #	Pumping duration (min)	Pressure difference (in H ₂ O)		Temperatures (°F)				Gas volume (ft ³)			Velocity (m/s)	Iso. (%)	O ₂ (%v)	CO ₂ (%v)	CO (ppmv)	Vacuum (in. Hg)	Temperatures (°F)			
				ΔP	ΔH	Stack	Dry gas meter in	Dry gas meter out	Orifice	Start	End	Total							Probe	Filter	Exit	Trap
10h43	1	1	5	0.05	0.33	1375	60	60	55	98.32	100.48	2.16	6.48	94.75	9.1	9.0	7.0	-3	250	251	40	45
		2	5	0.05	0.33	1382	60	60	54	100.48	102.68	2.20	6.49	96.688	9.1	9.0	7.0	-3	250	250	41	45
		3	5	0.06	0.39	1424	60	60	54	102.68	105.07	2.39	7.19	96.987	11.6	6.8	7.0	-3	250	248	40	44
		4	5	0.05	0.31	1480	60	60	54	105.07	107.19	2.12	6.66	95.615	11.6	6.8	7.0	-3	250	247	40	44
		5	5	0.06	0.37	1490	60	60	54	107.19	109.54	2.35	7.31	97.017	11.6	6.8	7.0	-5	250	252	40	43
		6	5	0.07	0.43	1525	60	60	54	109.54	112.12	2.58	7.97	99.506	11.7	7.3	11.0	-5	250	255	39	44
		7	5	0.08	0.49	1537	60	60	54	112.12	114.85	2.73	8.55	98.802	11.7	7.3	11.0	-5	250	258	39	43
		8	5	0.09	0.54	1560	60	60	55	114.85	117.73	2.88	9.12	98.848	11.1	7.4	66.0	-7	250	251	39	43
		9	5	0.10	0.60	1565	60	60	55	117.73	120.73	3.00	9.62	97.818	11.1	7.4	66.0	-7	250	250	39	43
		10	5	0.09	0.54	1580	60	60	55	120.73	123.62	2.89	9.16	99.68	11.1	7.4	66.0	-7	250	250	39	43
		11	5	0.10	0.60	1580	60	60	55	123.62	126.57	2.95	9.66	96.542	11.5	7.0	5.0	-7	250	243	38	42
		12	5	0.09	0.54	1588	60	60	56	126.57	129.59	3.02	9.18	104.37	11.5	7.0	5.0	-7	250	245	38	42
		13	5	0.09	0.54	1590	60	60	56	129.59	132.50	2.91	9.18	100.61	11.5	7.0	5.0	-7	250	256	39	43
		14	5	0.09	0.53	1600	60	60	56	132.50	135.26	2.76	9.21	95.661	11.5	7.0	5.0	-7	250	248	39	43
		15	5	0.10	0.59	1606	60	60	57	135.26	138.36	3.10	9.72	102.09	11.8	6.6	5.0	-8	250	249	39	43
		16	5	0.09	0.53	1606	60	60	57	138.36	141.23	2.87	9.22	99.618	11.8	6.6	5.0	-8	250	251	40	42
		17	5	0.09	0.53	1612	60	60	57	141.23	144.10	2.87	9.23	99.762	11.8	6.6	5.0	-8	250	252	40	42
		18	5	0.10	0.59	1614	60	60	57	144.10	147.15	3.05	9.74	100.64	11.8	6.6	5.0	-8	250	253	39	42
		19	5	0.10	0.59	1613	60	60	57	147.15	150.17	3.02	9.73	99.627	11.8	6.6	5.0	-8	250	256	39	43
		20	5	0.09	0.53	1616	60	60	58	150.17	153.04	2.87	9.24	99.858	11.8	6.6	5.0	-8	250	247	39	43
14h03	2	1	5	0.10	0.59	1619	60	60	58	53.04	56.06	3.02	9.75	99.771	11.8	6.6	5.0	-8	250	248	39	42
		2	5	0.09	0.53	1626	60	60	58	56.06	58.94	2.88	9.26	100.45	11.8	6.6	5.0	-8	250	242	39	42
		3	5	0.09	0.53	1627	60	60	58	58.94	61.81	2.87	9.27	100.12	11.8	6.6	5.0	-8	250	246	39	42
		4	5	0.09	0.53	1622	60	60	59	61.81	64.68	2.87	9.26	100	11.8	6.6	5.0	-8	250	245	39	42
		5	5	0.09	0.53	1631	60	60	59	64.68	67.53	2.85	9.28	99.519	11.8	6.6	5.0	-8	250	243	39	42
		6	5	0.10	0.59	1637	60	60	60	67.53	70.57	3.04	9.79	100.87	11.8	6.6	5.0	-9	250	256	39	42
		7	5	0.09	0.53	1643	60	60	60	70.57	73.47	2.90	9.30	101.55	11.8	6.6	5.0	-8	250	249	39	42
		8	5	0.10	0.58	1644	60	60	60	73.47	76.48	3.01	9.81	100.04	11.8	6.6	5.0	-9	250	251	39	42
		9	5	0.10	0.59	1640	60	60	60	76.48	79.51	3.03	9.80	100.61	11.8	6.6	5.0	-9	250	250	39	41
		10	5	0.09	0.53	1644	60	60	61	79.51	82.42	2.91	9.30	101.93	11.8	6.6	5.0	-9	250	253	39	41
		11	5	0.09	0.53	1650	60	60	61	82.42	85.34	2.92	9.32	102.43	11.8	6.6	5.0	-9	250	249	39	41
		12	5	0.09	0.53	1646	60	60	61	85.34	88.23	2.89	9.31	101.28	11.8	6.6	5.0	-9	250	245	40	41
		13	5	0.09	0.53	1645	60	60	61	88.23	91.13	2.90	9.31	101.6	11.8	6.6	5.0	-9	250	240	39	41
		14	5	0.09	0.53	1652	60	60	62	91.13	94.00	2.87	9.32	100.72	11.8	6.6	5.0	-9	250	241	39	41
		15	5	0.09	0.53	1643	60	60	62	94.00	96.87	2.87	9.30	100.5	10.6	8.0	5.0	-9	250	235	39	41
		16	5	0.09	0.53	1652	60	60	62	96.87	99.73	2.86	9.32	100.37	10.7	7.9	5.0	-9	250	248	40	41
		17	5	0.09	0.53	1652	60	60	63	99.73	102.58	2.85	9.32	100.02	10.5	8.1	4.0	-9	250	247	40	41
		18	5	0.09	0.53	1649	60	60	63	102.58	105.43	2.85	9.32	99.947	10.6	8.0	4.0	-9	250	249	40	41
		19	5	0.09	0.53	1648	60	60	63	105.43	108.24	2.81	9.31	98.521	10.5	8.1	4.0	-9	250	257	40	42
		20	5	0.08	0.47	1655	60	60	63	108.24	110.97	2.73	8.79	101.68	10.5	8.1	4.0	-9	250	251	40	42

INC-COSV-E1
Impingers – liquid mass

	Before	After	Difference
IMP. 1	146.8	136.3	10.5
IMP. 2	584.3	374.3	210
IMP. 3	606.2	605.9	0.3
IMP. 4	537.3	536.9	0.4
IMP. 5			
IMP. 6			
IMP. 7			
IMP. 8			
IMP. 9			
Silica gel	1805.9	1782.7	23.2
Total	3680.5	3436.1	244.4

Water mass (g) **244.4**

INC-COSV-E2
Impingers – liquid mass

	Before	After	Difference
IMP. 1	155	144.2	10.8
IMP. 2	528.3	272.4	255.9
IMP. 3	692.3	691.3	1
IMP. 4	531.8	532.4	-0.6
IMP. 5			
IMP. 6			
IMP. 7			
IMP. 8			
IMP. 9			
Silica gel	1833.6	1805.8	27.8
Total	3741	3446.1	294.9

Water mass (g) **294.9**

INC-COSV-E3
Impingers – liquid mass

	Before	After	Difference
IMP. 1	123.12	113.1	10.02
IMP. 2	704.5	433.1	271.4
IMP. 3	649.7	652	-2.3
IMP. 4	477.3	478.8	-1.5
IMP. 5			
IMP. 6			
IMP. 7			
IMP. 8			
IMP. 9			
Silica gel	1899.9	1874.1	25.8
Total	3854.52	3551.1	303.42

Water mass (g) **303.42**

APPENDIX 2
CALIBRATION CERTIFICATES



AGNICO EAGLE

Module 1

Technician: **Jean-Sébastien Dumas**

Date : **Tuesday November 1, 2022**

Barometric pressure: **29.80**

poHg

Compensated at 60°F: **YES**

̳H@: **1.022**

poH̳O

Orifice (poH̳O)	Total volume (ft³)		Temperature (°F)			Meter pressure hum. (poH̳O)	Time (min)	Coefficients		̳ (<1.5%)	
	Wet meter	Dry meter	Wet meter	Dry meter				KB	Kc		
				IN	OUT						Average
0.13	2.78	2.62	71.5	83.3	77.3	80.3	-0.16	10.3	0.938	1,038	1.8
0.49	5.86	5.60	71.1	86.0	78.0	82.0	-0.3	10.6	1.013	1,022	0.3
1.00	9.23	8.82	72.4	84.2	75.2	79.7	-0.38	11.9	0.986	1,019	0.0
2.00	12.11	11.62	72.0	87.8	76.3	82.1	-0.55	11.3	0.976	1,013	0.7
3.00	13.70	13.20	71.7	90.0	77.7	83.8	-0.75	10.2	0.997	1,006	1.3
Average									0.993	1,020	

Checking the temperature reader								
thermometer		Oven	To the 3	Stack	To the 7	To the 8	IN	OUT
Reference probe (°F)	(°F)	(°F)	(°F)	(°F)	(°F)	(°F)	(°F)	(°F)
32								32
212	35,215	36,216	32,213	33,212	32,212	32,212	33,212	213
500	504	505	501	501	500	501	499	500
1000			1001	1001	1001	1001		

Reference: Prova 123 multifunction calibrator

Checking inclined pressure gauges		
Reference pressure gauge (poH ₂ O)	̳P (poH̳O)	̳H (poH̳O)
0.05	0.050	0.050
0.20	0.200	0.200
0.50	0.500	0.500
1.0	1.00	1.00
2.0	2.00	2.00
5.0	5.00	5.00

Reference: Kimo MPR 2500 differential pressure gauge

Checking the vacuum pressure gauge	
Vacuum (inHg)	Reference pressure gauge (inHg)
-5.0	-4.80
-10.0	-9.80
-15.0	-14.80
-20.0	-20.00

Reference: Dwyer DPG-000 pressure gauge

Unit 8

Technician: **Paul Vachon**

Date : **Tuesday June 13, 2023**

Barometric pressure: **29.48 inHg**

Compensated at 60°F: **YES**

̳H@: **0.938 inH₂O**

Orifice (poH ₂ O)	Total volume (ft ³)		Temperature (°F)				Meter pressure hum. (poH ₂ O)	Time (min)	Coefficients		Y (<1.5%)
	Wet meter	Dry meter	Wet meter	Dry meter		KB			Kc		
				IN	OUT Average						
0.39	5.07	5.00	71.7	82.7	77.0	79.8	-0.21	10.1	1.024	0.989	0.5
0.79	7.17	7.06	71.6	84.3	77.0	80.7	-0.31	10.0	1.027	0.991	0.3
0.98	8.03	7.86	71.7	83.2	76.5	79.8	-0.35	10.0	1.025	0.996	0.2
1.57	10.92	10.74	71.8	82.0	75.8	78.9	-0.48	10.6	1.042	0.989	0.5
1.97	11.51	11.20	71.9	80.0	75.2	77.6	-0.57	10.1	1.027	0.999	0.5
Average									1.027	0.994	

Checking the temperature reader								
Reference thermometer (°F)	Probe (°F)	Oven (°F)	To the 3 (°F)	Stack (°F)	To the 7 (°F)	To the 8 (°F)	IN (°F)	OUT (°F)
32	30	30	30	30	30	30	30	30
212	211	211	211	212	212	212	211	212
500				498				499
1000			999	999	999	998		

Reference: Prova 123 multifunction calibrator

Checking inclined pressure gauges		
Reference pressure gauge (poH ₂ O)	̳P (poH ₂ O)	̳H (poH ₂ O)
0.05	0.050	0.050
0.20	0.200	0.200
0.50	0.500	0.500
1.0	1.00	1.00
2.0	2.00	2.00
5.0	5.00	5.00

Reference: Kimo MPR 2500 differential pressure gauge

Checking the vacuum pressure gauge	
Vacuum (inHg)	Reference pressure gauge (inHg)
-5.0	-4.80
-10.0	-9.80
-15.0	-14.80
-20.0	-20.00

Reference: Dwyer DPG-000 pressure gauge

CALIBRATION OF QUARTZ "ONE PIECES"

Identification	Long. Total of the liner	--	.	\	/	Average	Max deviation
"Liner" for 3' probe (03-06)							
	53½"					#DIV/0!	0.000
3Q-372	53½"	0.3735	0.3735	0.3725	0.3720	0.3729	0.002
3Q-373	53½"	0.3740	0.3750	0.3750	0.3745	0.3746	0.001
3Q-374	53½"	0.3530	0.3525	0.3515	0.3510	0.3520	0.002
3Q-375	53½"	0.3500	0.3510	0.3525	0.3520	0.3514	0.003
3Q-376	53½"	0.3520	0.3505	0.3540	0.3500	0.3516	0.004
	53½"					#DIV/0!	0.000
3Q-432	53½"	0.4320	0.4320	0.4340	0.4315	0.4324	0.003
	53½"					#DIV/0!	0.000
3Q-434	53½"	0.4290	0.4300	0.4310	0.4295	0.4299	0.002
3Q-435	53½"	0.4320	0.4305	0.4305	0.4320	0.4313	0.002
3Q-436	53½"	0.4350	0.4300	0.4300	0.4320	0.4318	0.005
3Q-437	52½"	0.4320	0.4380	0.4335	0.4335	0.4343	0.006
3Q-501	52½"					0.5085	0.000
3Q-504	53½"	0.5025	0.5025	0.5005	0.5035	0.5023	0.003
3Q-507	52¼"	0.5105	0.5095	0.5080	0.5090	0.5093	0.002
3Q-508	53½"	0.5070	0.5095	0.5095	0.5085	0.5086	0.002
	53½"					#DIV/0!	0.000
3Q-681	53½"	0.6660	0.6650	0.6640	0.6670	0.6655	0.003
	53½"					#DIV/0!	0.000
	53½"					#DIV/0!	0.000
3Q-684	53½"	0.6640	0.6660	0.6675	0.6660	0.6659	0.003
3Q-685	53½"	0.6660	0.6680	0.6700	0.6690	0.6683	0.004
"Liner" for 9' probe (09-03)							
9Q-681	107½"	0.6690	0.6665	0.6670	0.6680	0.6676	0.003
9Q-682	107½"	0.6920	0.6935	0.6935	0.6925	0.6929	0.002
9Q-683	107½"	0.6770	0.6755	0.6740	0.6760	0.6750	0.003

Calibrated by:

Date:

Validated by:

Date:

Amy Laroche

03/10/2023

Eric Trépanier

03/12/2023



124 311 - d 88 03 22
 cpl 23 - 049

MESSER CANADA INC

530 Watson St. East
 Whitby, ON, Canada L1N 5R9

CERTIFICATE OF ANALYSIS

Grade of Product: EPA PROTOCOL STANDARD

Part Number # 24075272

PGVP ID # L12023

Lot # 1701184

Procedure: G1

Cylinder Number: CC168530

Gas Type Code: NO

Cylinder pressure: 2000 psig

Certification date

May 24, 2023

Expiration Date

May 25, 2031

ANALYTICAL RESULTS

Component	Requested Concentration ± blending tolerance	Date of Assay	Mean Concentration	Certified Concentration Uncertainty expressed at 95% confidence
Nitric Oxide	900 ppm ± 5%	May 17, 2023	902.2 ppm	903.3 ± 2.81 ppm
		May 24, 2023	904.3 ppm	
Oxides of Nitrogen -	900 ppm ± 5%	May 17, 2023	902.2 ppm	903.3 ± 2.81 ppm
		May 24, 2023	904.3 ppm	

BALANCE GAS: Nitrogen

REFERENCE STANDARDS

Component	Type	Serial Number	Reference Number	Concentration	Expiration Date
Nitric Oxide	GMIS	CC173641	1499807	1011.9 ± 4.45 ppm	July 23, 2029
	SRM	FF28064	41-M-30	996.7 ± 50 ppm	April 13, 2025
Oxides of Nitrogen	GMIS	CC173641-NOX	1499807	1011.9 ± 4.45 ppm	July 23, 2029
	SRM	FF28064-NOX	41-M-30	996.7 ± 50 ppm	April 13, 2025

CERTIFICATION INSTRUMENTS

Component	Make/Model	Measurement Principle	Serial Number	Last calibration
Nitric Oxide	FTIR CX 4015	infrared	122434	May 4, 2023
Oxides of Nitrogen -	FTIR CX 4015	Infrared	122434	May 4, 2023

THIS STANDARD IS NIST TRACEABLE. IT WAS CERTIFIED ACCORDING TO THE 2012 EPA PROTOCOL PROCEDURE

DO NOT USE THIS CYLINDER WHEN THE PRESSURE FALLS BELOW 100 PSIG

Analyst: Joey Zhao Signature

Date: May 24, 2023

Notes:

124 311-01 77 03 77
cpl 23-050

MESSER CANADA INC

530 Watson St. East

Whitby, ON, Canada L1N 5R9

CERTIFICATE OF ANALYSIS

Grade of Product: EPA PROTOCOL STANDARD

Part Number # 24100494

PGVP ID # L12023

Lot # 1701187

Procedure: G1

Cylinder Number: AS759522

Gas Type Code: OCC

Cylinder pressure: 2000 psig

Certification date

May 18, 2023

Expiration Date

May 19, 2031

ANALYTICAL RESULTS

Component	Requested Concentration ± blending tolerance	Date of Assay	Mean Concentration	Certified Concentration Uncertainty expressed at 95% confidence
Oxygen	12.5 % ± 5%	May 18, 2023	12.59 %	12.59 ± 0.06 %
Carbon Monoxide	500 ppm ± 5%	May 18, 2023	487.9 ppm	487.9 ± 2.1 ppm
Carbon Dioxide	10 % ± 5%	May 18, 2023	10.08 %	10.08 ± 0.09 %

BALANCE GAS: Nitrogen

REFERENCE STANDARDS

Component	Type	Serial Number	Reference Number	Concentration	Expiration Date
Oxygen	GMIS	551109	1501278	24 ± 0.05 %	June 25, 2029
	SRM	FF61023	71-F-XX	20.753 ± 0.02 %	February 27, 2026
Carbon Monoxide	GMIS	SX11478	1482400	995.3 ± 10.3 ppm	August 30, 2027
	NTRM	D167891	56-G-15	2472.8 ± 4.2 ppm	July 7, 2022
Carbon Dioxide	GMIS	CC173721	1438051	19.96 ± 0.02 %	May 31, 2026
	NTRM	SG9916842	101001	19.98 ± 0.14 %	June 16, 2022

CERTIFICATION INSTRUMENTS

Component	Make/Model	Measurement Principle	Serial Number	Last calibration
Oxygen	Servomex 04100 C1	Paramagnetic Sensor	392350	April 25, 2023
Carbon Monoxide	FTIR CX 4015	Infrared	122434	May 1, 2023
Carbon Dioxide	FTIR CX 4015	Infrared	122434	May 1, 2023

THIS STANDARD IS NIST TRACEABLE. IT WAS CERTIFIED ACCORDING TO THE 2012 EPA PROTOCOL PROCEDURE

DO NOT USE THIS CYLINDER WHEN THE PRESSURE FALLS BELOW 100 PSIG

Analyst: Joey Zhao

Signature

Date:

May 18, 2023

Notes:



MESSER CANADA INC

530 Watson St. East

Whitby, ON, Canada L1N 5R9

MY 3M-01 880394
 4/23-057

CERTIFICATE OF ANALYSIS

Grade of Product: EPA PROTOCOL STANDARD

Part Number # 24099176

PGVP ID # L12023

Lot # 1701186

Procedure: G1

Cylinder Number: AS759561

Gas Type Code: OCC

Cylinder pressure: 2000 psig

Certification date

May 18, 2023

Expiration Date

May 19, 2031

ANALYTICAL RESULTS

Component	Requested Concentration <small>± blending tolerance</small>	Date of Assay	Mean Concentration	Certified Concentration <small>Uncertainty expressed as 95% confidence</small>
Oxygen	22.5 % ± 5%	May 18, 2023	22.51%	22.51 ± 0.07 %
Carbon Monoxide	900 ppm ± 5%	May 18, 2023	935.5 ppm	935.5 ± 6.45 ppm
Carbon Dioxide	18 % ± 5%	May 18, 2023	17.91%	17.91 ± 0.15 %

BALANCE GAS: Nitrogen

REFERENCE STANDARDS

Component	Type	Serial Number	Reference Number	Concentration	Expiration Date
Oxygen	GMIS	551109	1501278	24 ± 0.05 %	June 25, 2029
	SRM	FF61023	71 F-XX	20.753 ± 0.02 %	February 27, 2026
Carbon Monoxide	GMIS	sx11478	1482400	995.3 ± 10.3 ppm	August 30, 2027
	NTRM	D167891	56-G-15	2472.8 ± 4.2 ppm	July 7, 2022
Carbon Dioxide	GMIS	CC173721	1438051	19.96 ± 0.02 %	May 31, 2026
	NTRM	SG9916842	101601	19.98 ± 0.14 %	June 16, 2022

CERTIFICATION INSTRUMENTS

Component	Make/Model	Measurement Principle	Serial Number	Last calibration
Oxygen	Servomex 04100 C1	Paramagnetic Sensor	392350	April 25, 2023
Carbon Monoxide	FTIR CX 4015	Infrared	122434	May 1, 2023
Carbon Dioxide	FTIR CX 4015	Infrared	122434	May 1, 2023

THIS STANDARD IS NIST TRACEABLE. IT WAS CERTIFIED ACCORDING TO THE 2012 EPA PROTOCOL PROCEDURE

DO NOT USE THIS CYLINDER WHEN THE PRESSURE FALLS BELOW 100 PSIG

Analyst: Joey Zhao

Signature

Date:

May 18, 2023

Notes:



Whitby Spec Gas Plant/Usine
530 Watson Street East
Whitby ON L1N 5R9
Canada

**MCRT SULPHUR DIOXIDE 900PPM N2 BAL 152SZ/ MCRT DIOXYDE SOUFRE 900PPM N2 BAL 152SZ
CERTIFIED**

REF 3M-02359693

CYL23-058

<u>Component</u> <u>Composant</u>	<u>Nominal</u> <u>Nominale</u>	<u>Certified</u> <u>Certifiée</u>
Sulfur Dioxide / DIOXYDE SOUFRE	900 PPM	924.6 PPM
Nitrogen / AZOTE		BAL

Cylinder Details/ Détails - bouteille:

Cylinder Size/ Taille de la bouteille: 152 Contents/ Capacité: 3.800 M3 Valve Outlet/ Robinet de sortie: 660 Nominal
Pressure/Pression nominale: 2,000 PSI

Analytical Details/ Détails d'analyse:

Certification Accuracy $\pm 2\%$ for concentrations 10 ppm and above, $\pm 5\%$ for concentrations < 10 ppm.
INMS and NIST traceability by one of the following: 1) Mass calibration certificate 2154736Z, 2154736B, 1845447, 2204452, W-017181-11799 or W-028737-17611; 2) Comparison to SRM or NTRM gas mixture.
Certification de précision $\pm 2\%$ pour des concentrations de 10 ppm et plus, $\pm 5\%$ pour des concentrations < 10 ppm.
Traçabilité IENM et NIST par l'une des façons suivantes : 1) Certificat d'étalonnage de la masse 2154736Z, 2154736B, 1845447, 2204452, W-017181-11799 ou W-028737-17611; 2) Comparaison avec le mélange gazeux SRM ou NTRM.

Messer Canada Inc. plant management quality system is ISO 9001 registered. The product furnished under the referenced lot number is certified to contain the component concentration listed above. All values are mole/mole basis gas phase unless otherwise indicated. The reported uncertainty is at the 95% confidence level assuming a normal distribution. Messer Canada Inc. warrants that the above product conforms at time of shipment to the above description. The customers exclusive remedy should any of the products furnished under this certificate of analysis not conform to the manufacturers description shall be to receive replacement of the product or refund of the purchase price.

Le système de gestion de la qualité des usines de Messer Canada Inc. a été enregistré avec la Norme internationale ISO 9001. Il est certifié que tout produit fourni, avec un numéro de lot spécifié, contient la concentration d'éléments ci-dessus mentionnés. Toutes les valeurs sont exprimés en mole/ phase gazeuse, sauf indication contraire. Les incertitudes indiquées dans les descriptions sont des incertitudes élargies correspondant à un niveau de confiance d'environ 95 p. 100. Elles sont fondées sur une distribution normale. Messer Canada Inc. garantit qu'au moment de l'expédition, le produit est conforme à la description ci-dessus. Si l'un des produits fournis en vertu de ce certificat d'analyse n'est pas conforme à la description du fabricant, le recours exclusif du client sera d'exiger le remboursement ou le remplacement du produit.

To reorder, please quote/ Pour renouveler une commande, veuillez indiquer le code: 24075556

Certificate Date (mm/dd/yy) / Date du certificat (mm/jj/aa) 05/25/2023

Use by / Utilisé par: 05/24/2028

Approved Signature/ Approbation du Signataire
Analyst/Analyste: Guihai Zhao

Lot No./ No. lot
1701188

Cylinder No./ No. bouteille
SX39282

Code
24075556

Page
1/1



Whitby Spec Gas Plant/Usine
530 Watson Street East
Whitby ON L1N 5R9
Canada

MCRT NITRIC OXIDE 500PPM N2 BAL 152SZ/ MCRT OXYDE NITRIQUE 500PPM N2 BAL 152SZ CERTIFIED

124 3M - 005158M

CA-CYL 23 - 059

Component Composant	Nominal Nominale	Certified Certifiée
Nitric Oxide / OXYDE NITRIQUE	500 PPM	529.1 PPM
Nitrogen / AZOTE		BAL
NO2 <= 5	PPM	0.1

Cylinder Details/ Détails - bouteille:

Cylinder Size/ Taille de la bouteille: 152 Contents/ Capacité: 3.820 M3 Valve Outlet/ Robinet de sortie: 660 Nominal
Pressure/Pression nominale: 2,000 PSG

Analytical Details/ Détails d'analyse:

Certification Accuracy $\pm 2\%$ for concentrations 10 ppm and above, $\pm 5\%$ for concentrations < 10 ppm.
INMS and NIST traceability by one of the following: 1) Mass calibration certificate 2154736Z, 2154736B, 1845447, 2204452, W-017181-11799 or W-028737-17611; 2) Comparison to SRM or NTRM gas mixture.
Certification de précision $\pm 2\%$ pour des concentrations de 10 ppm et plus, $\pm 5\%$ pour des concentrations < 10 ppm.
Traçabilité IENM et NIST par l'une des façons suivantes : 1) Certificat d'étalonnage de la masse 2154736Z, 2154736B, 1845447, 2204452, W-017181-11799 ou W-028737-17611; 2) Comparaison avec le mélange gazeux SRM ou NTRM.

Messer Canada Inc. plant management quality system is ISO 9001 registered. The product furnished under the referenced lot number is certified to contain the component concentration listed above. All values are mole/mole basis gas phase unless otherwise indicated. The reported uncertainty is at the 95% confidence level assuming a normal distribution. Messer Canada Inc. warrants that the above product conforms at time of shipment to the above description. The customers exclusive remedy should any of the products furnished under this certificate of analysis not conform to the manufacturers description shall be to receive replacement of the product or refund of the purchase price.

Le système de gestion de la qualité des usines de Messer Canada Inc. a été enregistré avec la Norme internationale ISO 9001. Il est certifié que tout produit fourni, avec un numéro de lot spécifié, contient la concentration d'éléments ci-dessus mentionnés. Toutes les valeurs sont exprimés en mole/ phase gazeuse, sauf indication contraire. Les incertitudes indiquées dans les descriptions sont des incertitudes élargies correspondant à un niveau de confiance d'environ 95 p. 100. Elles sont fondées sur une distribution normale. Messer Canada Inc. garantit qu'au moment de l'expédition, le produit est conforme à la description ci-dessus. Si l'un des produits fournis en vertu de ce certificat d'analyse n'est pas conforme à la description du fabricant, le recours exclusif du client sera d'exiger le remboursement ou le remplacement du produit.

To reorder, please quote/ Pour renouveler une commande, veuillez indiquer le code: 24078345

Certificate Date (mm/dd/yy) / Date du certificat (mm/jj/aa) 05/29/2023

Use by / Utilisé par: 05/28/2025

Approved Signature/ Approbation du Signataire

Analyst/Analyste: Guihai Zhao

Lot No./ No. lot
1701190

Cylinder No./ No. bouteille
SX36741

Code
24078345

Page
1/1

APPENDIX 3
LABORATORY ANALYSIS REPORTS



AGNICO EAGLE



Your Project #: 23-7693
 Site Location: AGNICO EAGLE, MELIADINE
 Your C.O.C. #: n/a

Attention: Éric Trépanier

CONSULAIR INC.
 2022 Lavoisier
 Local 125
 Québec, QC
 Canada G1N 4L5

Report Date: 2024/04/26
 Report #: R2936058
 Version: 2 - Revision

CERTIFICATE OF ANALYSIS – REVISED REPORT

BUREAU VERITAS JOB #: C357778

Received: 2023/10/12, 14:00

Sample Matrix: Impinger Solution
 # Samples Received: 18

Analyses	Quantity	Date	Date	Laboratory Method	Analytical Method
		Extracted	Analyzed		
Mercury by CVAA	4	2023/10/26	2023/10/26	STL SOP-00075	MA.200–Mét. 1.2 r 7m
Extractable Metals in Impinger	10	2023/10/27	2023/10/28	STL SOP-00075	MA.200–Mét. 1.2 R7 m
Extractable Metals in Impinger	1	2023/10/28	2023/10/28	STL SOP-00075	MA.200–Mét. 1.2 R7 m
Volume of Impinger Solution	3	2023/10/23	2023/10/23		

Sample Matrix: Train
 # Samples Received: 4

Analyses	Quantity	Date	Date	Laboratory Method	Analytical Method
		Extracted	Analyzed		
Extractable Metals (Impinger+filter)	3	2023/10/23	2023/11/04	STL SOP-00075	MA.200–Mét. 1.2 R7
Extractable Metals (Impinger+filter)	1	2023/10/23	2023/11/07	STL SOP-00075	MA.200–Mét. 1.2 R7

Remarks:

Bureau Veritas is accredited to ISO/IEC 17025 for specific parameters on scopes of accreditation. Unless otherwise noted, procedures used by Bureau Veritas are based upon recognized Provincial, Federal or US method compendia such as CCME, EPA, APHA or the Quebec Ministry of Environment.

All work recorded herein has been done in accordance with procedures and practices ordinarily exercised by professionals in Bureau Veritas' profession using accepted testing methodologies, quality assurance and quality control procedures (except where otherwise agreed by the client and Bureau Veritas in writing). All data is in statistical control and has met quality control and method performance criteria unless otherwise noted. All method blanks are reported; unless indicated otherwise, associated sample data are not blank corrected. Where applicable, unless otherwise noted, Measurement Uncertainty has not been accounted for when stating conformity to the referenced standard.

Bureau Veritas liability is limited to the actual cost of the requested analyses, unless otherwise agreed in writing. There is no other warranty expressed or implied. Bureau Veritas has been retained to provide analysis of samples provided by the Client using the testing methodology referenced in this report. Interpretation and use of test results are the sole responsibility of the Client and are not within the scope of services provided by Bureau Veritas, unless otherwise agreed in writing. Bureau Veritas is not responsible for the accuracy or any data impacts, that result from the information provided by the customer or their agent.

Solid sample results, except biota, are based on dry weight unless otherwise indicated. Organic analyses are not recovery corrected except for isotope dilution methods.

Results relate to samples tested. When sampling is not conducted by Bureau Veritas, results relate to the supplied samples tested.

This Certificate shall not be reproduced except in full, without the written approval of the laboratory.

Reference Method suffix "m" indicates test methods incorporate validated modifications from specific reference methods to improve performance.



Your Project #: 23-7693
Site Location: AGNICO EAGLE, MELIADINE
Your C.O.C. #: n/a

Attention: Éric Trépanier

CONSULAIR INC.
2022 Lavoisier
Local 125
Québec, QC
Canada G1N 4L5

Report Date: 2024/04/26
Report #: R2936058
Version: 2 - Revision

CERTIFICATE OF ANALYSIS – REVISED REPORT

BUREAU VERITAS JOB #: C357778

Received: 2023/10/12, 14:00

Note: RPDs calculated using raw data. The rounding of final results may result in the apparent difference.

Note: All parameters included in the present certificate are accredited by the Québec Ministry of the Environment, unless stated otherwise.

Encryption Key

Argyro Frangoulis
Team Leader for Multisector
customer Experience
29 Apr 2024 16:09:18

Please direct all questions regarding this Certificate of Analysis to:
Argyro Frangoulis, Team Leader for Multisector customer Experience
Email: argyro.frangoulis@bureauveritas.com
Phone# (514)208-0388

=====

Bureau Veritas has procedures in place to guard against improper use of the electronic signature and have the required "signatories", as per ISO/IEC 17025, signing the reports. For Service Group specific validation, please refer to the Validation Signatures page if included, otherwise available by request. For Department specific Analyst/Supervisor validation names, please refer to the Test Summary section if included, otherwise available by request. This report is authorized by Aglaia Yannakis, General Manager responsible for Quebec Environmental laboratory operations.



METALS (IMPINGER SOLUTION)

Bureau Veritas ID		MI9766		MI9781	MI9781		
Sampling Date		2023/09/29		2023/09/29	2023/09/29		
COC Number		n/a		n/a	n/a		
	Units	304-INC-B12-1 VT:390ML	RDL	305-INC-B1234-HNO3/H2O2-1 VT:330ML	305-INC-B1234-HNO3/H2O2-1 VT:330ML Lab-Dup	RDL	QC Batch

METALS							
' Aluminum (Al) †	ug	12	4	12	11	3	2458979
' Antimony (Sb) †	ug	0.5	0.4	<0.3	<0.3	0.3	2458979
' Silver (Ag) †	ug	<2	2	<2	<2	2	2458979
' Arsenic (As) †	ug	<0.4	0.4	<0.3	<0.3	0.3	2458979
' Barium (Ba) †	ug	0.6	0.2	0.6	0.5	0.2	2458979
' Beryllium (Be) †	ug	<0.2	0.2	<0.2	<0.2	0.2	2458979
' Bismuth (Bi) †	ug	<0.2	0.2	<0.2	<0.2	0.2	2458979
' Boron (B) †	ug	39.8	0.8	10.9	10.0	0.7	2458979
' Cadmium (Cd) †	ug	<0.2	0.2	<0.2	<0.2	0.2	2458979
' Calcium (Ca) †	ug	164	20	215	177	20	2458979
' Chromium (Cr) †	ug	<0.4	0.4	0.4	0.4	0.3	2458979
' Cobalt (Co) †	ug	<0.4	0.4	<0.3	<0.3	0.3	2458979
' Copper (Cu) †	ug	0.7	0.4	1.2	1.1	0.3	2458979
' Tin (Sn) †	ug	<2	2	23	21	2	2458979
' Iron (Fe) †	ug	<20	20	<20	<20	20	2458979
' Lithium (Li) †	ug	<4	4	<3	<3	3	2458979
' Magnesium (Mg) †	ug	65	8	40	37	7	2458979
' Manganese (Mn) †	ug	1.6	0.4	2.6	2.3	0.3	2458979
' Mercury (Hg) †	ug	0.3	0.2	<0.2	<0.2	0.2	2458979
' Molybdenum (Mo) †	ug	<2	2	<2	<2	2	2458979
' Nickel (Ni) †	ug	<0.4	0.4	0.5	0.6	0.3	2458979
' Lead (Pb) †	ug	<2	2	<2	<2	2	2458979
' Potassium (K) †	ug	<40	40	39	32	30	2458979
' Selenium (Se) †	ug	1.6	0.4	<0.3	<0.3	0.3	2458979
' Silicon (Si) †	ug	62	20	51	49	20	2458979
' Sodium (Na) †	ug	34	20	54	45	20	2458979
' Strontium (Sr) †	ug	<0.4	0.4	<0.3	<0.3	0.3	2458979
' Thallium (Tl) †	ug	<0.4	0.4	<0.3	<0.3	0.3	2458979
' Titanium (Ti) †	ug	<4	4	3	3	3	2458979
' Vanadium (V) †	ug	<0.8	0.8	<0.7	<0.7	0.7	2458979
' Zinc (Zn) †	ug	31.2	0.4	13.2	11.6	0.3	2458979

RDL = Reportable Detection Limit
QC Batch = Quality Control Batch
† Parameter is not accreditable



METALS (IMPINGER SOLUTION)

Bureau Veritas ID		MI9782			MI9784		
Sampling Date		2023/09/29			2023/09/29		
COC Number		n/a			n/a		
	Units	306-INC-B5-HNO3-1 VT:100ML	RDL	QC Batch	307+308-INC-1 VT:615ML	RDL	QC Batch

METALS							
Mercury (Hg)	ug				<0.62	0.62	2458262
† Mercury (Hg) †	ug	<0.05	0.05	2458979			
RDL = Reportable Detection Limit QC Batch = Quality Control Batch † Parameter is not accreditable							



METALS (IMPINGER SOLUTION)

Bureau Veritas ID		MI9836		MI9843			MI9848		
Sampling Date		2023/09/30		2023/09/30			2023/09/30		
COC Number		n/a		n/a			n/a		
	Units	312-INC-B12-2 VT:445ML	RDL	313-INC-B1234-HNO3/H2O2-2 VT:290ML	RDL	QC Batch	314-INC-B5-HNO3-2 VT:100ML	RDL	QC Batch

METALS									
' Aluminum (Al) †	ug	20	4	14	3	2458979			
' Antimony (Sb) †	ug	4.1	0.4	<0.3	0.3	2458979			
' Silver (Ag) †	ug	<2	2	<1	1	2458979			
' Arsenic (As) †	ug	1.4	0.4	<0.3	0.3	2458979			
' Barium (Ba) †	ug	0.4	0.2	1.5	0.1	2458979			
' Beryllium (Be) †	ug	<0.2	0.2	<0.1	0.1	2458979			
' Bismuth (Bi) †	ug	3.1	0.2	<0.1	0.1	2458979			
' Boron (B) †	ug	49.6	0.9	4.8	0.6	2458979			
' Cadmium (Cd) †	ug	<0.2	0.2	<0.1	0.1	2458979			
' Calcium (Ca) †	ug	187	20	122	10	2458979			
' Chromium (Cr) †	ug	<0.4	0.4	<0.3	0.3	2458979			
' Cobalt (Co) †	ug	<0.4	0.4	<0.3	0.3	2458979			
' Copper (Cu) †	ug	0.8	0.4	0.8	0.3	2458979			
' Tin (Sn) †	ug	<2	2	21	1	2458979			
' Iron (Fe) †	ug	<20	20	16	10	2458979			
' Lithium (Li) †	ug	<4	4	<3	3	2458979			
' Magnesium (Mg) †	ug	140	9	28	6	2458979			
' Manganese (Mn) †	ug	3.4	0.4	1.5	0.3	2458979			
' Mercury (Hg) †	ug	0.2	0.2	0.5	0.1	2458979	<0.05	0.05	2458979
' Molybdenum (Mo) †	ug	<2	2	<1	1	2458979			
' Nickel (Ni) †	ug	0.6	0.4	0.6	0.3	2458979			
' Lead (Pb) †	ug	<2	2	<1	1	2458979			
' Potassium (K) †	ug	<40	40	32	30	2458979			
' Selenium (Se) †	ug	3.5	0.4	<0.3	0.3	2458979			
' Silicon (Si) †	ug	36	20	27	10	2458979			
' Sodium (Na) †	ug	29	20	39	10	2458979			
' Strontium (Sr) †	ug	<0.4	0.4	<0.3	0.3	2458979			
' Thallium (Tl) †	ug	<0.4	0.4	<0.3	0.3	2458979			
' Titanium (Ti) †	ug	<4	4	3	3	2458979			
' Vanadium (V) †	ug	<0.9	0.9	<0.6	0.6	2458979			
' Zinc (Zn) †	ug	107	0.4	45.6	0.3	2458979			

RDL = Reportable Detection Limit
QC Batch = Quality Control Batch
† Parameter is not accreditable



BUREAU
VERITAS

Bureau Veritas Job #: C357778
Report Date: 2024/04/26

CONSULAIR INC.
Client Project #: 23-7693
Site Location: AGNICO EAGLE, MELIADINE

METALS (IMPINGER SOLUTION)

Bureau Veritas ID		MI9849			MI9858			MI9860		
Sampling Date		2023/09/30			2023/10/01			2023/10/01		
COC Number		n/a			n/a			n/a		
	Units	315+316-INC-2 VT:620ML		RDL	QC Batch	320-INC-B12-3 VT:440ML		RDL	321-INC-B1234-HNO3/H2O2-3 VT:300ML	

METALS										
' Aluminum (Al) †	ug					11	4	9	3	2458979
' Antimony (Sb) †	ug					1.1	0.4	<0.3	0.3	2458979
' Silver (Ag) †	ug					<2	2	<2	2	2458979
' Arsenic (As) †	ug					1.6	0.4	<0.3	0.3	2458979
' Barium (Ba) †	ug					0.2	0.2	0.3	0.2	2458979
' Beryllium (Be) †	ug					<0.2	0.2	<0.2	0.2	2458979
' Bismuth (Bi) †	ug					0.5	0.2	<0.2	0.2	2458979
' Boron (B) †	ug					40.8	0.9	9.3	0.6	2458979
' Cadmium (Cd) †	ug					<0.2	0.2	<0.2	0.2	2458979
' Calcium (Ca) †	ug					111	20	59	20	2458979
' Chromium (Cr) †	ug					<0.4	0.4	0.3	0.3	2458979
' Cobalt (Co) †	ug					<0.4	0.4	<0.3	0.3	2458979
' Copper (Cu) †	ug					2.0	0.4	1.2	0.3	2458979
' Tin (Sn) †	ug					<2	2	21	2	2458979
' Iron (Fe) †	ug					<20	20	<20	20	2458979
' Lithium (Li) †	ug					<4	4	<3	3	2458979
' Magnesium (Mg) †	ug					11	9	7	6	2458979
' Manganese (Mn) †	ug					1.5	0.4	1.6	0.3	2458979
Mercury (Hg)	ug	<0.62	0.62	2458262						
' Mercury (Hg) †	ug					<0.2	0.2	<0.2	0.2	2458979
' Molybdenum (Mo) †	ug					<2	2	<2	2	2458979
' Nickel (Ni) †	ug					0.8	0.4	0.4	0.3	2458979
' Lead (Pb) †	ug					<2	2	<2	2	2458979
' Potassium (K) †	ug					<40	40	32	30	2458979
' Selenium (Se) †	ug					2.9	0.4	<0.3	0.3	2458979
' Silicon (Si) †	ug					<20	20	38	20	2458979
' Sodium (Na) †	ug					29	20	46	20	2458979
' Strontium (Sr) †	ug					<0.4	0.4	<0.3	0.3	2458979
' Thallium (Tl) †	ug					<0.4	0.4	<0.3	0.3	2458979
' Titanium (Ti) †	ug					4	4	<3	3	2458979
' Vanadium (V) †	ug					<0.9	0.9	<0.6	0.6	2458979
' Zinc (Zn) †	ug					73.0	0.4	11.4	0.3	2458979

RDL = Reportable Detection Limit
QC Batch = Quality Control Batch
† Parameter is not accreditable



METALS (IMPINGER SOLUTION)

Bureau Veritas ID		MI9861			MI9863		
Sampling Date		2023/10/01			2023/10/01		
COC Number		n/a			n/a		
	Units	322-INC-B5-HNO3-3 VT:100ML	RDL	QC Batch	323+324-INC-3 VT:615ML	RDL	QC Batch

METALS							
Mercury (Hg)	ug				<0.62	0.62	2458262
† Mercury (Hg) †	ug	<0.05	0.05	2458979			
RDL = Reportable Detection Limit QC Batch = Quality Control Batch † Parameter is not accreditable							



BUREAU
VERITAS

Bureau Veritas Job #: C357778
Report Date: 2024/04/26

CONSULAIR INC.
Client Project #: 23-7693
Site Location: AGNICO EAGLE, MELIADINE

METALS (IMPINGER SOLUTION)

Bureau Veritas ID		MI9876		MI9877			MI9878		
Sampling Date		2023/10/01		2023/10/01			2023/10/01		
COC Number		n/a		n/a			n/a		
	Units	328-BL-B12-H2O-BL VT:200ML	QC Batch	329-BL-B34- HNO3/H2O2-BL VT:200ML	RDL	QC Batch	330+331-BL-BL VT:325ML	RDL	QC Batch

METALS									
' Aluminum (Al) †	ug	<2	2458979	3	2	2462909			
' Antimony (Sb) †	ug	<0.2	2458979	<0.2	0.2	2462909			
' Silver (Ag) †	ug	<1	2458979	<1	1	2462909			
' Arsenic (As) †	ug	<0.2	2458979	<0.2	0.2	2462909			
' Barium (Ba) †	ug	<0.1	2458979	<0.1	0.1	2462909			
' Beryllium (Be) †	ug	<0.1	2458979	<0.1	0.1	2462909			
' Bismuth (Bi) †	ug	<0.1	2458979	<0.1	0.1	2462909			
' Boron (B) †	ug	<0.4	2458979	0.5 (1)	0.4	2462909			
' Cadmium (Cd) †	ug	<0.1	2458979	<0.1	0.1	2462909			
' Calcium (Ca) †	ug	25	2458979	71	10	2462909			
' Chromium (Cr) †	ug	<0.2	2458979	0.2	0.2	2462909			
' Cobalt (Co) †	ug	<0.2	2458979	<0.2	0.2	2462909			
' Copper (Cu) †	ug	<0.2	2458979	<0.2	0.2	2462909			
' Tin (Sn) †	ug	<1	2458979	24	1	2462909			
' Iron (Fe) †	ug	<10	2458979	<10	10	2462909			
' Lithium (Li) †	ug	<2	2458979	<2	2	2462909			
' Magnesium (Mg) †	ug	<4	2458979	<4	4	2462909			
' Manganese (Mn) †	ug	<0.2	2458979	1.1	0.2	2462909			
Mercury (Hg)	ug						<0.33	0.33	2458262
' Mercury (Hg) †	ug	<0.1	2458979	<0.1	0.1	2462909			
' Molybdenum (Mo) †	ug	<1	2458979	<1	1	2462909			
' Nickel (Ni) †	ug	<0.2	2458979	<0.2	0.2	2462909			
' Lead (Pb) †	ug	<1	2458979	<1	1	2462909			
' Potassium (K) †	ug	<20	2458979	28	20	2462909			
' Selenium (Se) †	ug	<0.2	2458979	<0.2	0.2	2462909			
' Silicon (Si) †	ug	<10	2458979	<10	10	2462909			
' Sodium (Na) †	ug	<10	2458979	15	10	2462909			
' Strontium (Sr) †	ug	<0.2	2458979	<0.2	0.2	2462909			
' Thallium (Tl) †	ug	<0.2	2458979	<0.2	0.2	2462909			
' Titanium (Ti) †	ug	<2	2458979	<2	2	2462909			
' Vanadium (V) †	ug	<0.4	2458979	<0.4	0.4	2462909			
' Zinc (Zn) †	ug	0.8	2458979	1.6	0.2	2462909			

RDL = Reportable Detection Limit
 QC Batch = Quality Control Batch
 † Parameter is not accreditable
 (1) La limite de détection a été augmentée dû à l'instrumentation.



CONVENTIONAL PARAMETERS (IMPINGER SOLUTION)

Bureau Veritas ID		MI9705	MI9809	MI9852	
Sampling Date		2023/09/29	2023/09/30	2023/10/01	
COC Number		n/a	n/a	n/a	
	Units	302-INC-BS-HNO3-1	310-INC-BS-HNO3-2	318-INC-BS-HNO3-3	QC Batch

CONVENTIONALS					
Final volume †	ml	130	220	190	2457072
QC Batch = Quality Control Batch					
† Parameter is not accreditable					



BUREAU
VERITAS

Bureau Veritas Job #: C357778
Report Date: 2024/04/26

CONSULAIR INC.
Client Project #: 23-7693
Site Location: AGNICO EAGLE, MELIADINE

METALS (TRAIN)

Bureau Veritas ID		MI9705	MI9809	MI9852		
Sampling Date		2023/09/29	2023/09/30	2023/10/01		
COC Number		n/a	n/a	n/a		
	Units	301+302+303-INC-1	309+310+311-INC-2	317+318+319-INC-3	RDL	QC Batch

METALS						
Impinger Solution Aluminum (Al) †	ug	144	320	305	2	2456931
Impinger Solution Antimony (Sb) †	ug	247	331	252	0.1	2456931
Impinger Solution Silver (Ag) †	ug	1.9	7.9	3.1	0.5	2456931
Impinger Solution Arsenic (As) †	ug	72.1	216	218	0.1	2456931
Impinger Solution Barium (Ba) †	ug	3.00	5.39	5.46	0.05	2456931
Impinger Solution Beryllium (Be) †	ug	<0.05	<0.05	<0.05	0.05	2456931
Impinger Solution Bismuth (Bi) †	ug	3.15	7.43	5.23	0.05	2456931
Impinger Solution Boron (B) †	ug	7.1	3.5	4.2	0.5	2456931
Impinger Solution Cadmium (Cd) †	ug	3.77	11.8	4.89	0.05	2456931
Impinger Solution Calcium (Ca) †	ug	4000	2810	3190	50	2456931
Impinger Solution Chromium (Cr) †	ug	6.5	9.7	14.5	0.1	2456931
Impinger Solution Cobalt (Co) †	ug	0.2	0.3	0.3	0.1	2456931
Impinger Solution Copper (Cu) †	ug	91.2	163	178	0.1	2456931
Impinger Solution Tin (Sn) †	ug	16.3	39.0	62.1	0.5	2456931
Impinger Solution Iron (Fe) †	ug	97	167	165	5	2456931
Impinger Solution Lithium (Li) †	ug	25	9	6	1	2456931
Impinger Solution Magnesium (Mg) †	ug	75	140	146	2	2456931
Impinger Solution Manganese (Mn) †	ug	10.5	10.6	9.0	0.1	2456931
Impinger Solution Mercury (Hg) †	ug	<0.1	<0.1	<0.1	0.1	2456931
Impinger Solution Molybdenum (Mo) †	ug	3.6	4.8	7.1	0.5	2456931
Impinger Solution Nickel (Ni) †	ug	1.1	1.6	1.2	0.3	2456931
Impinger Solution Lead (Pb) †	ug	89.4	267	400	0.5	2456931
Impinger Solution Potassium (K) †	ug	8130	13300	14500	10	2456931
Impinger Solution Selenium (Se) †	ug	0.7	0.7	1.0	0.5	2456931
Impinger Solution Silicon (Si) †	ug	403	675	845	5	2456931
Impinger Solution Sodium (Na) †	ug	5650	9570	9040	10	2456931
Impinger Solution Strontium (Sr) †	ug	3.8	3.9	4.0	0.1	2456931
Impinger Solution Thallium (Tl) †	ug	<0.1	0.3	0.2	0.1	2456931
Impinger Solution Titanium (Ti) †	ug	14	37	42	1	2456931
Impinger Solution Vanadium (V) †	ug	<0.2	0.3	0.4	0.2	2456931
Impinger Solution Zinc (Zn) †	ug	503	2100	1250	1	2456931

RDL = Reportable Detection Limit
 QC Batch = Quality Control Batch
 † Parameter is not accreditable



BUREAU
VERITAS

Bureau Veritas Job #: C357778
Report Date: 2024/04/26

CONSULAIR INC.
Client Project #: 23-7693
Site Location: AGNICO EAGLE, MELIADINE

METALS (TRAIN)

Bureau Veritas ID		MI9872		
Sampling Date		2023/10/01		
COC Number		n/a		
	Units	325+326+327-BL-BL	RDL	QC Batch

METALS				
Impinger Solution Aluminum (Al) †	ug	6	3	2456931
Impinger Solution Antimony (Sb) †	ug	<0.3	0.3	2456931
Impinger Solution Silver (Ag) †	ug	<1	1	2456931
Impinger Solution Arsenic (As) †	ug	<0.3	0.3	2456931
Impinger Solution Barium (Ba) †	ug	0.2	0.1	2456931
Impinger Solution Beryllium (Be) †	ug	<0.1	0.1	2456931
Impinger Solution Bismuth (Bi) †	ug	<0.1	0.1	2456931
Impinger Solution Boron (B) †	ug	0.5	0.5	2456931
Impinger Solution Cadmium (Cd) †	ug	<0.1	0.1	2456931
Impinger Solution Calcium (Ca) †	ug	91	50	2456931
Impinger Solution Chromium (Cr) †	ug	<0.3	0.3	2456931
Impinger Solution Cobalt (Co) †	ug	<0.3	0.3	2456931
Impinger Solution Copper (Cu) †	ug	0.7	0.3	2456931
Impinger Solution Tin (Sn) †	ug	<1	1	2456931
Impinger Solution Iron (Fe) †	ug	<10	10	2456931
Impinger Solution Lithium (Li) †	ug	<3	3	2456931
Impinger Solution Magnesium (Mg) †	ug	<5	5	2456931
Impinger Solution Manganese (Mn) †	ug	<0.3	0.3	2456931
Impinger Solution Mercury (Hg) †	ug	<0.1	0.1	2456931
Impinger Solution Molybdenum (Mo) †	ug	<1	1	2456931
Impinger Solution Nickel (Ni) †	ug	<0.3	0.3	2456931
Impinger Solution Lead (Pb) †	ug	<1	1	2456931
Impinger Solution Potassium (K) †	ug	<30	30	2456931
Impinger Solution Selenium (Se) †	ug	<0.5	0.5	2456931
Impinger Solution Silicon (Si) †	ug	24	10	2456931
Impinger Solution Sodium (Na) †	ug	91	10	2456931
Impinger Solution Strontium (Sr) †	ug	<0.3	0.3	2456931
Impinger Solution Thallium (Tl) †	ug	<0.3	0.3	2456931
Impinger Solution Titanium (Ti) †	ug	<3	3	2456931
Impinger Solution Vanadium (V) †	ug	<0.5	0.5	2456931
Impinger Solution Zinc (Zn) †	ug	2	1	2456931
RDL = Reportable Detection Limit				
QC Batch = Quality Control Batch				
† Parameter is not accreditable				



GENERAL COMMENTS

Revised report to provide report in English.

METALS (IMPINGER SOLUTION)

Reported detection limits are modified according to the volume of sample received.

Mercury : Analysis done past holding time for the following samples MI9705, MI9766, MI9781, MI9782, MI9809, MI9852 and MI9872.

Results relate only to the items tested.



BUREAU
VERITAS

Bureau Veritas Job #: C357778
Report Date: 2024/04/26

CONSULAIR INC.
Client Project #: 23-7693
Site Location: AGNICO EAGLE, MELIADINE

QUALITY ASSURANCE REPORT

QA/QC Batch	Init	QC Type	Parameter	Date Analyzed	Value	Recovery	Units
2458262	ANB	Spiked Blank	Mercury (Hg)	2023/10/26		103	%
2458262	ANB	Method Blank	Mercury (Hg)	2023/10/26	<0.10		ug
2458979	ST5	Spiked Blank	' Aluminum (Al)	2023/10/28		105	%
			' Antimony (Sb)	2023/10/28		101	%
			' Silver (Ag)	2023/10/28		96	%
			' Arsenic (As)	2023/10/28		98	%
			' Barium (Ba)	2023/10/28		98	%
			' Beryllium (Be)	2023/10/28		99	%
			' Bismuth (Bi)	2023/10/28		96	%
			' Boron (B)	2023/10/28		100	%
			' Cadmium (Cd)	2023/10/28		96	%
			' Calcium (Ca)	2023/10/28		104	%
			' Chromium (Cr)	2023/10/28		98	%
			' Cobalt (Co)	2023/10/28		96	%
			' Copper (Cu)	2023/10/28		95	%
			' Tin (Sn)	2023/10/28		101	%
			' Iron (Fe)	2023/10/28		104	%
			' Lithium (Li)	2023/10/28		97	%
			' Magnesium (Mg)	2023/10/28		104	%
			' Manganese (Mn)	2023/10/28		99	%
			' Mercury (Hg)	2023/10/28		83	%
			' Molybdenum (Mo)	2023/10/28		99	%
			' Nickel (Ni)	2023/10/28		95	%
			' Lead (Pb)	2023/10/28		97	%
			' Potassium (K)	2023/10/28		103	%
			' Selenium (Se)	2023/10/28		99	%
			' Silicon (Si)	2023/10/28		100	%
			' Sodium (Na)	2023/10/28		103	%
			' Strontium (Sr)	2023/10/28		97	%
			' Thallium (Tl)	2023/10/28		96	%
			' Titanium (Ti)	2023/10/28		103	%
			' Vanadium (V)	2023/10/28		98	%
			' Zinc (Zn)	2023/10/28		94	%
2458979	ST5	Method Blank	' Aluminum (Al)	2023/10/29	<1		ug
			' Antimony (Sb)	2023/10/29	<0.1		ug
			' Silver (Ag)	2023/10/29	<0.5		ug
			' Arsenic (As)	2023/10/29	<0.1		ug
			' Barium (Ba)	2023/10/29	<0.05		ug
			' Beryllium (Be)	2023/10/29	<0.05		ug
			' Bismuth (Bi)	2023/10/29	<0.05		ug
			' Boron (B)	2023/10/29	0.2, RDL=0.2		ug
			' Cadmium (Cd)	2023/10/29	<0.05		ug
			' Calcium (Ca)	2023/10/29	<5		ug
			' Chromium (Cr)	2023/10/29	<0.1		ug
			' Cobalt (Co)	2023/10/29	<0.1		ug
			' Copper (Cu)	2023/10/29	<0.1		ug
			' Tin (Sn)	2023/10/29	<0.5		ug
			' Iron (Fe)	2023/10/29	<5		ug
			' Lithium (Li)	2023/10/29	<1		ug
			' Magnesium (Mg)	2023/10/29	<2		ug
			' Manganese (Mn)	2023/10/29	<0.1		ug



BUREAU
VERITAS

Bureau Veritas Job #: C357778
Report Date: 2024/04/26

CONSULAIR INC.
Client Project #: 23-7693
Site Location: AGNICO EAGLE, MELIADINE

QUALITY ASSURANCE REPORT(CONT'D)

QA/QC Batch	Init	QC Type	Parameter	Date Analyzed	Value	Recovery	Units
			' Mercury (Hg)	2023/10/29	<0.05		ug
			' Molybdenum (Mo)	2023/10/29	<0.5		ug
			' Nickel (Ni)	2023/10/29	<0.1		ug
			' Lead (Pb)	2023/10/29	<0.5		ug
			' Potassium (K)	2023/10/29	<10		ug
			' Selenium (Se)	2023/10/29	<0.1		ug
			' Silicon (Si)	2023/10/29	<5		ug
			' Sodium (Na)	2023/10/29	<5		ug
			' Strontium (Sr)	2023/10/29	<0.1		ug
			' Thallium (Tl)	2023/10/29	<0.1		ug
			' Titanium (Ti)	2023/10/29	<1		ug
			' Vanadium (V)	2023/10/29	<0.2		ug
			' Zinc (Zn)	2023/10/29	<0.1		ug
2462909	ST5	Spiked Blank	' Aluminum (Al)	2023/10/28		105	%
			' Antimony (Sb)	2023/10/28		101	%
			' Silver (Ag)	2023/10/28		96	%
			' Arsenic (As)	2023/10/28		98	%
			' Barium (Ba)	2023/10/28		98	%
			' Beryllium (Be)	2023/10/28		99	%
			' Bismuth (Bi)	2023/10/28		96	%
			' Boron (B)	2023/10/28		100	%
			' Cadmium (Cd)	2023/10/28		96	%
			' Calcium (Ca)	2023/10/28		104	%
			' Chromium (Cr)	2023/10/28		98	%
			' Cobalt (Co)	2023/10/28		96	%
			' Copper (Cu)	2023/10/28		95	%
			' Tin (Sn)	2023/10/28		101	%
			' Iron (Fe)	2023/10/28		104	%
			' Lithium (Li)	2023/10/28		97	%
			' Magnesium (Mg)	2023/10/28		104	%
			' Manganese (Mn)	2023/10/28		99	%
			' Mercury (Hg)	2023/10/28		83	%
			' Molybdenum (Mo)	2023/10/28		99	%
			' Nickel (Ni)	2023/10/28		95	%
			' Lead (Pb)	2023/10/28		97	%
			' Potassium (K)	2023/10/28		103	%
			' Selenium (Se)	2023/10/28		99	%
			' Silicon (Si)	2023/10/28		100	%
			' Sodium (Na)	2023/10/28		103	%
			' Strontium (Sr)	2023/10/28		97	%
			' Thallium (Tl)	2023/10/28		96	%
			' Titanium (Ti)	2023/10/28		103	%
			' Vanadium (V)	2023/10/28		98	%
			' Zinc (Zn)	2023/10/28		94	%
2462909	ST5	Method Blank	' Aluminum (Al)	2023/10/29	<1		ug
			' Antimony (Sb)	2023/10/29	<0.1		ug
			' Silver (Ag)	2023/10/29	<0.5		ug
			' Arsenic (As)	2023/10/29	<0.1		ug
			' Barium (Ba)	2023/10/29	<0.05		ug
			' Beryllium (Be)	2023/10/29	<0.05		ug
			' Bismuth (Bi)	2023/10/29	<0.05		ug



BUREAU
VERITAS

Bureau Veritas Job #: C357778
Report Date: 2024/04/26

CONSULAIR INC.
Client Project #: 23-7693
Site Location: AGNICO EAGLE, MELIADINE

QUALITY ASSURANCE REPORT(CONT'D)

QA/QC Batch	Init	QC Type	Parameter	Date Analyzed	Value	Recovery	Units
			' Boron (B)	2023/10/29	0.2, RDL=0.2		ug
			' Cadmium (Cd)	2023/10/29	<0.05		ug
			' Calcium (Ca)	2023/10/29	<5		ug
			' Chromium (Cr)	2023/10/29	<0.1		ug
			' Cobalt (Co)	2023/10/29	<0.1		ug
			' Copper (Cu)	2023/10/29	<0.1		ug
			' Tin (Sn)	2023/10/29	<0.5		ug
			' Iron (Fe)	2023/10/29	<5		ug
			' Lithium (Li)	2023/10/29	<1		ug
			' Magnesium (Mg)	2023/10/29	<2		ug
			' Manganese (Mn)	2023/10/29	<0.1		ug
			' Mercury (Hg)	2023/10/29	<0.05		ug
			' Molybdenum (Mo)	2023/10/29	<0.5		ug
			' Nickel (Ni)	2023/10/29	<0.1		ug
			' Lead (Pb)	2023/10/29	<0.5		ug
			' Potassium (K)	2023/10/29	<10		ug
			' Selenium (Se)	2023/10/29	<0.1		ug
			' Silicon (Si)	2023/10/29	<5		ug
			' Sodium (Na)	2023/10/29	<5		ug
			' Strontium (Sr)	2023/10/29	<0.1		ug
			' Thallium (Tl)	2023/10/29	<0.1		ug
			' Titanium (Ti)	2023/10/29	<1		ug
			' Vanadium (V)	2023/10/29	<0.2		ug
			' Zinc (Zn)	2023/10/29	<0.1		ug

RDL = Reportable Detection Limit

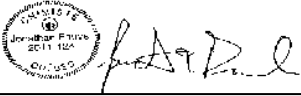
Spiked Blank: A blank matrix sample to which a known amount of the analyte, usually from a second source, has been added. Used to evaluate method accuracy.

Method Blank: A blank matrix containing all reagents used in the analytical procedure. Used to identify laboratory contamination.



VALIDATION SIGNATURE PAGE

The analytical data and all QC contained in this report were reviewed and validated by:




Jonathan Fauvel, B.Sc., Chemist, Montreal, Scientific Specialist



Mira El Masri, M.Sc. Chemist, Montréal, Analyst II



Simran Kaur LNU, B.Sc. Biochemist, Montreal, Analyst 2


Zineb El Ouali
Membre OCQ#2021-051
Zineb El Ouali, M.Sc., Chemist, Analyst II

Bureau Veritas has procedures in place to guard against improper use of the electronic signature and have the required "signatories", as per ISO/IEC 17025, signing the reports. For Service Group specific validation, please refer to the Validation Signatures page if included, otherwise available by request. For Department specific Analyst/Supervisor validation names, please refer to the Test Summary section if included, otherwise available by request. This report is authorized by Aglaia Yannakis, General Manager responsible for Quebec Environmental laboratory operations.

Québec, le lundi 9 octobre 2023

Argyro Frangoulis

Chef d'équipe de l'expérience client
Multi-secteurs- pétrolier, qualité de l'air et eau potable

Laboratoires Bureau Veritas

889, Montée de Liesse, Saint-Laurent, Qc. H4T 1P5

Tél. : 514 448 9001, poste 7066229 Cellulaire : 514 208 0388 Téléc. : 514 448 9199

argyro.frangoulis@bvlabs.com

Objet : Explications de la demande d'analyses pour le projet de Agnico Eagle (Meliadine).

Notre no de projet : #23-7693

Bonjour Argyro,

Voici la demande d'analyse concernant le dossier mentionné précédemment. Les mesures ont été effectuées du 29 septembre au 1 octobre 2023. Il y a 2 demandes d'analyse, une pour les métaux et une pour les COSV.

DEMANDE D'ANALYSES #1 / MÉTAUX

Cela correspond à 3 essais pour une source (Inc.) et les blancs.

Les fractions filtres et buse-sonde acétone vous seront envoyées un peu plus tard afin de faire l'analyse pour les métaux particulaires. Pour chacun des essais, nous voulons un résultat combiné des 2 fractions Buse-Sonde (Acétone et HNO₃) et le Filtre() (donc **3 échantillons à combiner**). Aussi, pour le Mercure d'un même essai, les fractions de KmnO₄ (BB67) et de HCl 8N (BB67-HCL) doivent être combinées. Il est important de respecter ces combinaisons exigées.

Les métaux à analyser sont les suivants : Al, Sb, Ag, As, Ba, Be, Bi, B, Cd, Ca, Cr, Co, Cu, Sn, Fe, Li, Mg, Mn, Mo, Ni, Pb, K, Se, Na, Ti, V, Zn, Sr, Tl, Si (Silicium soluble), Hg.

12-Oct-23 14:00

Argyro Frangoulis

C357778

GR



C357778_COC

www.consul-air.com

DEMANDE D'ANALYSES #2 / COSV

Cela correspond à 3 essais pour une source (Inc.) et les blancs.

Pour les COSV (PCDD/DF), il faut combiner les échantillons par essai. Un essai comprend 6 matrices, donc les 6 matrices doivent être combinées pour l'obtention d'un seul résultat par essai. Les matrices sont :

- Buse et sonde (BS).
- Filtre.
- Trappe XAD-2.
- Avant- Trappe (AV-TR).
- Eau
- Rinçage final (Fin).

Il est important de ne pas jeter les échantillons et de nous les retourner après l'analyse.

Pour des renseignements supplémentaires n'hésitez pas à communiquer avec nous.

Envoyer les résultats à eric.trepanier@consul-air.com.

Salutations.


Eric Trépanier

www.consul-air.com

2022-125, rue Lavoiser
Québec (Qc) G1N 4L5
Tél.: (418) 650-5960
Fax : (418) 704-2221
www.consul-air.com

Travaux effectués à : Agnico Eagle Meliadine

LABORATOIRE RESPONSABLE DES ANALYSES :
Bureau Véritas
889 Montée de Liesse
St-Laurent (Qc) H4T 1P5
Téléphone : (514) 448-9001
Télécopieur : (514) 448-5922

Projet #: 23-7693

Chargé de Projet : Eric Trépanier

Demande #1

ÉCHANTILLON	Matrice	Fraction	Qte	Date	Paramètres	Unité	Remarque
301 - Inc - BS-Acétone - 1	Acétone	BS-Acétone	1	2023-09-29	Métaux, Hg	mg	Combiner les échantillons 301 à 303 pour les métaux particuliers de la source Inc - Essai #1
302 - Inc - BS-HNO3 - 1	HNO3 0,1N	BS-HNO3	1	2023-09-29	Métaux, Hg	mg	Combiner avec les échantillons 301 et 303 pour les métaux particuliers de la source Inc - Essai #1
303 - Inc - Filtre - 1	Filtre Quartz	Poids avant : 0.5225 gr	1	2023-09-29	Métaux, Hg	mg	Combiner les échantillons 301 à 303 pour les métaux particuliers de la source Inc - Essai #1
304 - Inc - B12 - 1	H2O	B12 - Vt: 390 mL	1	2023-09-29	Métaux, Hg	mg	
305 - Inc - B1234-HNO3/H2O2 - 1	H2O2 10% / HNO3 5%	B1234-HNO3/H2O2 - Vt: 330 mL	1	2023-09-29	Métaux, Hg	mg	
306 - Inc - B5-HNO3 - 1	HNO3 0.1 N	B5-HNO3 - Vt: 100 mL	1	2023-09-29	Hg	mg	

REMIS PAR:

REÇU PAR: *Sandra Cook*

DATE:

HEURE:

DATE:

HEURE:

2023/10/12

14:00

*16 yrs
S. G. 10*

*with
diner*

8.4.7 9.5.11

2022-125, rue Lavoiser
Québec (Qc) G1N 4L5
Tél.: (418) 650-5960
Fax : (418) 704-2221
www.consul-air.com

Travaux effectués à : Agnico Eagle — Meliadine

LABORATOIRE RESPONSABLE DES ANALYSES :
Bureau Véritas
889 Montée de Liesse
St-Laurent (Qc) H4T 1P5
Téléphone : (514) 448-9001
Télécopieur : (514) 448-5922

Projet #: _____

Chargé de Projet : _____

ÉCHANTILLON	Matrice	Fraction	Qte	Date	Paramètres	Unité	Remarque
307 - Inc - B67-KMnO4/H2SO4 - 1	KMNO4 4%/H2SO4 10%	B67-KMnO4/H2SO4 - Vt: 390 mL	1	2023-09-29	Hg	mg	Combiner les échantillons 307 et 308 pour le Hg de la source Inc - Essai #1
308 - Inc - B67-HCl - 1	HCl 0,9N	B67-HCl - Vt: 225 mL	1	2023-09-29	Hg	mg	Combiner les échantillons 307 et 308 pour le Hg de la source Inc - Essai #1
309 - Inc - BS-Acétone - 2	Acétone	BS-Acétone	1	2023-09-30	Métaux, Hg	mg	Combiner les échantillons 309 à 311 pour les métaux particuliers de la source Inc - Essai #2
310 - Inc - BS-HNO3 - 2	HNO3 0,1N	BS-HNO3	1	2023-09-30	Métaux, Hg	mg	Combiner avec les échantillons 309 et 311 pour les métaux particuliers de la source Inc - Essai #2
311 - Inc - Filtre - 2	Filtre Quartz	Poids avant : 0.5225 gr	1	2023-09-30	Métaux, Hg	mg	Combiner les échantillons 309 à 311 pour les métaux particuliers de la source Inc - Essai #2
312 - Inc - B12 - 2	H2O	B12 - Vt: 445 mL	1	2023-09-30	Métaux, Hg	mg	

REMIS PAR:

REÇU PAR:

Sandra Côté

DATE:

HEURE:

DATE:

HEURE:

2023/10/12 14:00

*le-yes
s.e.o.n.o
L. 725
d.m.r
8.6.7 9.8.4*

2022-125, rue Lavoiser
Québec (Qc) G1N 4L5
Tél.: (418) 650-5960
Fax : (418) 704-2221
www.consul-air.com

Travaux effectués à : Agnico Eagle Meliadine
Projet # : _____
Chargé de Projet : _____

LABORATOIRE RESPONSABLE DES ANALYSES :
Bureau Véritas
889 Montée de Liesse
St-Laurent (Qc) H4T 1P5
Téléphone : (514) 448-9001
Télécopieur : (514) 448-5922

ÉCHANTILLON	Matrice	Fraction	Qte	Date	Paramètres	Unité	Remarque
313 - Inc - B1234-HNO3/H2O2 - 2	H2O2 10% / HNO3 5%	B1234-HNO3/H2O2 - Vt: 290 mL	1	2023-09-30	Métaux, Hg	mg	
314 - Inc - B5-HNO3 - 2	HNO3 0.1 N	B5-HNO3 - Vt: 100 mL	1	2023-09-30	Hg	mg	
315 - Inc - B67-KMnO4/H2SO4 - 2	KMNO4 4%/H2SO4 10%	B67-KMnO4/H2SO4 - Vt: 390 mL	1	2023-09-30	Hg	mg	Combiner les échantillons 315 et 316 pour le Hg de la source Inc - Essai #2
316 - Inc - B67-HCl - 2	HCl 0,9N	B67-HCl - Vt: 230 mL	1	2023-09-30	Hg	mg	Combiner les échantillons 315 et 316 pour le Hg de la source Inc - Essai #2
317 - Inc - BS-Acétone - 3	Acétone	BS-Acétone	1	2023-10-01	Métaux, Hg	mg	Combiner les échantillons 317 à 319 pour les métaux particulières de la source Inc - Essai #3
318 - Inc - BS-HNO3 - 3	HNO3 0,1N	BS-HNO3	1	2023-10-01	Métaux, Hg	mg	Combiner avec les échantillons 317 et 319 pour les métaux particulières de la source Inc - Essai #3

REMIS PAR: _____ DATE: _____ HEURE: _____

REÇU PAR: *Sandra Coak* DATE: *2023/10/12* HEURE: *14:00*

10070231012 8.10.7

2022-125, rue Lavoisier
 Québec (Qc) G1N 4L5
 Tél.: (418) 650-5960
 Fax : (418) 704-2221
 www.consul-air.com

Travaux effectués à : Agnico Eagle Meliadine

LABORATOIRE RESPONSABLE DES ANALYSES :
 Bureau Véritas
 889 Montée de Liesse
 St-Laurent (Qc) H4T 1P5
 Téléphone : (514) 448-9001
 Télécopieur : (514) 448-5922

Projet # : _____

Chargé de Projet : _____

ÉCHANTILLON	Matrice	Fraction	Qte	Date	Paramètres	Unité	Remarque
319 - Inc - Filtre - 3	Filtre Quartz	Poids avant : 0.5223 gr	1	2023-10-01	Métaux, Hg	mg	Combiner les échantillons 317 à 319 pour les métaux particuliers de la source Inc - Essai #3
320 - Inc - B12 - 3	H2O	B12 - Vt: 440 mL	1	2023-10-01	Métaux, Hg	mg	
321 - Inc - B1234-HNO3/H2O2 - 3	H2O2 10% / HNO3 5%	B1234-HNO3/H2O2 - Vt: 300 mL	1	2023-10-01	Métaux, Hg	mg	
322 - Inc - B5-HNO3 - 3	HNO3 0.1 N	B5-HNO3 - Vt: 100 mL	1	2023-10-01	Hg	mg	
323 - Inc - B67-KMnO4/H2SO4 - 3	KMNO4 4%/H2SO4 10%	B67-KMnO4/H2SO4 - Vt: 390 mL	1	2023-10-01	Hg	mg	Combiner les échantillons 323 et 324 pour le Hg de la source Inc - Essai #3
324 - Inc - B67-HCl - 3	HCl 0,9N	B67-HCl - Vt: 225 mL	1	2023-10-01	Hg	mg	Combiner les échantillons 323 et 324 pour le Hg de la source Inc - Essai #3

REMIS PAR: _____

DATE: _____

HEURE: _____

REÇU PAR: *Sando Cool*

DATE: *2023/10/12*

HEURE: *14:00*

*Ulys
Sando
11/12/23*

*dmier
8.6.7 9.8.11*

2022-125, rue Lavoiser
Québec (Qc) G1N 4L5
Tél.: (418) 650-5960
Fax : (418) 704-2221
www.consul-air.com

Travaux effectués à : Agnico Eagle Meliadine

Projet #: _____

Chargé de Projet : _____

LABORATOIRE RESPONSABLE DES ANALYSES :
Bureau Véritas
889 Montée de Liesse
St-Laurent (Qc) H4T 1P5
Téléphone : (514) 448-9001
Télécopieur : (514) 448-5922

ÉCHANTILLON	Matrice	Fraction	Qte	Date	Paramètres	Unité	Remarque
325 - BI - BS-Acétone - BI	Acétone	BS-Acétone - Vt: 200 mL	1	2023-10-01	Métaux, Hg	mg	Combiner les échantillons 325 à 327 pour les métaux particuliers de la source Blanc - Essai #BI
326 - BI - BS-HNO3 - BI	HNO3 0,1N	BS-HNO3 - Vt: 250 mL	1	2023-10-01	Métaux, Hg	mg	Combiner avec les échantillons 325 et 327 pour les métaux particuliers de la source Blanc - Essai #BI
327 - BI - Filtre - BI	Filtre Quartz	Poids avant : 0.5221 gr	1	2023-10-01	Métaux, Hg	mg	Combiner les échantillons 325 à 327 pour les métaux particuliers de la source Blanc - Essai #BI
328 - BI - B12-H2O - BI	H2O	B12-H2O - Vt: 200 mL	1	2023-10-01	Métaux, Hg	mg	
329 - BI - B34-HNO3/H2O2 - BI	H2O2 10% / HNO3 5%	B34-HNO3/H2O2 - Vt: 200 mL	1	2023-10-01	Métaux, Hg	mg	
330 - BI - B67-KMnO4/H2SO4 - BI	KMNO4 4%/H2SO4 10%	B67-KMnO4/H2SO4 - Vt: 100 mL	1	2023-10-01	Hg	mg	Combiner les échantillons 330 et 331 pour le Hg de la source Blanc - Essai #BI

REMIS PAR:

REÇU PAR:

Sando Cook

DATE:

HEURE:

DATE:

HEURE:

2023/10/12 14:00

*Heys
Sando
Véritas*

*dmr
8.67 9.8.11*

2022-125, rue Lavoisier
Québec (Qc) G1N 4L5
Tél.: (418) 650-5960
Fax : (418) 704-2221
www.consul-air.com

Travaux effectués à : Agnico Eagle Meliadine
Projet # : _____
Chargé de Projet : _____

LABORATOIRE RESPONSABLE DES ANALYSES :
Bureau Véritas
889 Montée de Liesse
St-Laurent (Qc) H4T 1P5
Téléphone : (514) 448-9001
Télécopieur : (514) 448-5922

<u>ÉCHANTILLON</u>	<u>Matrice</u>	<u>Fraction</u>	<u>Qte</u>	<u>Date</u>	<u>Paramètres</u>	<u>Unité</u>	<u>Remarque</u>
331 - BI - B67-HCl - BI	HCl 0,9N	B67-HCl - Vt: 225 mL	1	2023-10-01	Hg	mg	Combiner les échantillons 330 et 331 pour le Hg de la source Blanc - Essai #BI

REMIS PAR:

REÇU PAR:

Sando Good

DATE:

HEURE:

DATE:

HEURE:

2023/10/12 14:00

*100%
Seabro
W725
dmer*



Your Project #: 23-7693
 Site Location: AGNICO EAGLE, MELIADINE
 Your C.O.C. #: n/a

Attention: Éric Trépanier

CONSULAIR INC.
 2022 Lavoisier
 Local 125
 Québec, QC
 Canada G1N 4L5

Report Date: 2024/04/23
 Report #: R2934818
 Version: 2 - Revision

CERTIFICATE OF ANALYSIS – REVISED REPORT

BUREAU VERITAS JOB #: C357869

Received: 2023/10/12, 14:00

Sample Matrix: Train
 # Samples Received: 4

Analyses	Quantity	Date	Date	Laboratory Method	Analytical Method
		Extracted	Analyzed		
PCDD/PCDF-sampling train	4	2023/12/12	2023/12/18	STL SOP-00150	MA400 D.F. 1.1 R6 m

Remarks:
 Bureau Veritas is accredited to ISO/IEC 17025 for specific parameters on scopes of accreditation. Unless otherwise noted, procedures used by Bureau Veritas are based upon recognized Provincial, Federal or US method compendia such as CCME, EPA, APHA or the Quebec Ministry of Environment.

All work recorded herein has been done in accordance with procedures and practices ordinarily exercised by professionals in Bureau Veritas' profession using accepted testing methodologies, quality assurance and quality control procedures (except where otherwise agreed by the client and Bureau Veritas in writing). All data is in statistical control and has met quality control and method performance criteria unless otherwise noted. All method blanks are reported; unless indicated otherwise, associated sample data are not blank corrected. Where applicable, unless otherwise noted, Measurement Uncertainty has not been accounted for when stating conformity to the referenced standard.

Bureau Veritas liability is limited to the actual cost of the requested analyses, unless otherwise agreed in writing. There is no other warranty expressed or implied. Bureau Veritas has been retained to provide analysis of samples provided by the Client using the testing methodology referenced in this report. Interpretation and use of test results are the sole responsibility of the Client and are not within the scope of services provided by Bureau Veritas, unless otherwise agreed in writing. Bureau Veritas is not responsible for the accuracy or any data impacts, that result from the information provided by the customer or their agent.

Solid sample results, except biota, are based on dry weight unless otherwise indicated. Organic analyses are not recovery corrected except for isotope dilution methods.

Results relate to samples tested. When sampling is not conducted by Bureau Veritas, results relate to the supplied samples tested. This Certificate shall not be reproduced except in full, without the written approval of the laboratory.

Reference Method suffix "m" indicates test methods incorporate validated modifications from specific reference methods to improve performance.

Note: RPDs calculated using raw data. The rounding of final results may result in the apparent difference.

Note: All parameters included in the present certificate are accredited by the Québec Ministry of the Environment, unless stated otherwise.



Your Project #: 23-7693
Site Location: AGNICO EAGLE, MELIADINE
Your C.O.C. #: n/a

Attention: Éric Trépanier

CONSULAIR INC.
2022 Lavoisier
Local 125
Québec, QC
Canada G1N 4L5

Report Date: 2024/04/23
Report #: R2934818
Version: 2 - Revision

CERTIFICATE OF ANALYSIS – REVISED REPORT

BUREAU VERITAS JOB #: C357869

Received: 2023/10/12, 14:00

Encryption Key

Argyro Frangoulis
Team Leader for Multisector
customer Experience
23 Apr 2024 12:36:55

Please direct all questions regarding this Certificate of Analysis to:
Argyro Frangoulis, Team Leader for Multisector customer Experience
Email: argyro.frangoulis@bureauveritas.com
Phone# (514)208-0388

=====

Bureau Veritas has procedures in place to guard against improper use of the electronic signature and have the required "signatories", as per ISO/IEC 17025, signing the reports. For Service Group specific validation, please refer to the Validation Signatures page if included, otherwise available by request. For Department specific Analyst/Supervisor validation names, please refer to the Test Summary section if included, otherwise available by request. This report is authorized by Aglaia Yannakis, General Manager responsible for Quebec Environmental laboratory operations.



DIOXIN AND FURANS BY HRMS (TRAIN)

Bureau Veritas ID		MJ0032					
Sampling Date		2023/09/29					
COC Number		n/a		TOXIC EQUIVALENCY		# of	
	Units	501+502+503+504+505+506-INC.-1	EDL	TEF (1998 WHO)	TEQ(ODL)	Isomers	QC Batch

DIOXINS & FURANS

2,3,7,8-Tetra CDD *	pg	16	1.4	1.0	16		2476139
1,2,3,7,8-Penta CDD *	pg	110	2.4	1.0	110		2476139
1,2,3,4,7,8-Hexa CDD *	pg	65	1.4	0.10	6.5		2476139
1,2,3,6,7,8-Hexa CDD *	pg	130	1.5	0.10	13		2476139
1,2,3,7,8,9-Hexa CDD *	pg	81	1.4	0.10	8.1		2476139
1,2,3,4,6,7,8-Hepta CDD *	pg	610	1.7	0.010	6.1		2476139
Octachlorodibenzo-p-dioxin	pg	660	3.2	0.00010	0.066	1	2476139
Total Tetrachlorodibenzo-p-dioxins †	pg	3000	1.4			13	2476139
Total Pentachlorodibenzo-p-dioxins †	pg	2200	2.4			9	2476139
Total Hexachlorodibenzo-p-dioxins †	pg	2200	1.4			8	2476139
Total Heptachlorodibenzo-p-dioxins †	pg	1400	1.7			2	2476139
Total Chlorodibenzo-p-dioxins †	pg	9400	N/A			33	2476139
2,3,7,8-Tetra CDF **	pg	140	15	0.10	14		2476139
1,2,3,7,8-Penta CDF **	pg	85	6.9	0.050	4.3		2476139
2,3,4,7,8-Penta CDF **	pg	200	7.3	0.50	100		2476139
1,2,3,4,7,8-Hexa CDF **	pg	120	3.3	0.10	12		2476139
1,2,3,6,7,8-Hexa CDF **	pg	130	3.4	0.10	13		2476139
2,3,4,6,7,8-Hexa CDF **	pg	260	3.6	0.10	26		2476139
1,2,3,7,8,9-Hexa CDF **	pg	67	4.3	0.10	6.7		2476139
1,2,3,4,6,7,8-Hepta CDF **	pg	460	1.6	0.010	4.6		2476139
1,2,3,4,7,8,9-Hepta CDF **	pg	68	1.8	0.010	0.68		2476139
Octachlorodibenzofuran	pg	150	1.1	0.00010	0.015	1	2476139
Total Tetrachlorodibenzofurans †	pg	4700	15			21	2476139
Total Pentachlorodibenzofurans †	pg	2800	7.1			18	2476139
Total Hexachlorodibenzofurans †	pg	1700	3.6			14	2476139
Total Heptachlorodibenzofurans †	pg	760	1.7			4	2476139
Total Chlorodibenzofurans †	pg	10000	N/A			58	2476139

EDL = Estimated Detection Limit
TEF = Toxic Equivalency Factor, TEQ = Toxic Equivalency Quotient,
The Total Toxic Equivalency (TEQ) value reported is the sum of Toxic Equivalent Quotients for the congeners tested.
WHO(1998): The 1998 World Health Organization, Human and Mammalian Toxic Equivalency Factors for Dioxins and Dioxin-like Compounds
QC Batch = Quality Control Batch
* CDD = Chloro Dibenzo-p-Dioxin
† Parameter is not accreditable
N/A = Not Applicable
** CDF = Chloro Dibenzo-p-Furan



DIOXIN AND FURANS BY HRMS (TRAIN)

Bureau Veritas ID		MJ0032					
Sampling Date		2023/09/29					
COC Number		n/a		TOXIC EQUIVALENCY		# of	
	Units	501+502+503+504+505+506-INC.-1	EDL	TEF (1998 WHO)	TEQ(ODL)	Isomers	QC Batch
TOTAL TOXIC EQUIVALENCY †	pg				340		
Surrogate Recovery (%)							
C13-1,2,3,4,6,7,8-H7CDD *	%	74					2476139
C13-1,2,3,4,6,7,8-H7CDF **	%	69					2476139
C13-1,2,3,6,7,8-H6CDD *	%	72					2476139
C13-1,2,3,6,7,8-H6CDF **	%	66					2476139
C13-1,2,3,7,8-P5CDD *	%	78					2476139
C13-1,2,3,7,8-PCDF **	%	65					2476139
C13-2,3,7,8-TCDD *	%	68					2476139
C13-2,3,7,8-TCDF **	%	66					2476139
C13-OCTA-CDD *	%	56					2476139
<p>EDL = Estimated Detection Limit TEF = Toxic Equivalency Factor, TEQ = Toxic Equivalency Quotient, The Total Toxic Equivalency (TEQ) value reported is the sum of Toxic Equivalent Quotients for the congeners tested. WHO(1998): The 1998 World Health Organization, Human and Mammalian Toxic Equivalency Factors for Dioxins and Dioxin-like Compounds QC Batch = Quality Control Batch † Parameter is not accreditable * CDD = Chloro Dibenzo-p-Dioxin ** CDF = Chloro Dibenzo-p-Furan</p>							



DIOXIN AND FURANS BY HRMS (TRAIN)

Bureau Veritas ID		MJ0046					
Sampling Date		2023/09/30					
COC Number		n/a		TOXIC EQUIVALENCY		# of	
	Units	507+508+509+510+511+512-INC.-2	EDL	TEF (1998 WHO)	TEQ(ODL)	Isomers	QC Batch

DIOXINS & FURANS

2,3,7,8-Tetra CDD *	pg	17	1.4	1.0	17		2476139
1,2,3,7,8-Penta CDD *	pg	230	5.3	1.0	230		2476139
1,2,3,4,7,8-Hexa CDD *	pg	200	11	0.10	20		2476139
1,2,3,6,7,8-Hexa CDD *	pg	1200	12	0.10	120		2476139
1,2,3,7,8,9-Hexa CDD *	pg	670	11	0.10	67		2476139
1,2,3,4,6,7,8-Hepta CDD *	pg	6500	16	0.010	65		2476139
Octachlorodibenzo-p-dioxin	pg	7400	11	0.00010	0.74	1	2476139
Total Tetrachlorodibenzo-p-dioxins †	pg	6000	1.4			11	2476139
Total Pentachlorodibenzo-p-dioxins †	pg	9600	5.3			9	2476139
Total Hexachlorodibenzo-p-dioxins †	pg	20000	11			8	2476139
Total Heptachlorodibenzo-p-dioxins †	pg	17000	16			2	2476139
Total Chlorodibenzo-p-dioxins †	pg	59000	N/A			31	2476139
2,3,7,8-Tetra CDF **	pg	98	11	0.10	9.8		2476139
1,2,3,7,8-Penta CDF **	pg	95	3.3	0.050	4.8		2476139
2,3,4,7,8-Penta CDF **	pg	240	3.5	0.50	120		2476139
1,2,3,4,7,8-Hexa CDF **	pg	160	3.1	0.10	16		2476139
1,2,3,6,7,8-Hexa CDF **	pg	210	3.1	0.10	21		2476139
2,3,4,6,7,8-Hexa CDF **	pg	360	3.4	0.10	36		2476139
1,2,3,7,8,9-Hexa CDF **	pg	93	4.0	0.10	9.3		2476139
1,2,3,4,6,7,8-Hepta CDF **	pg	800	2.2	0.010	8.0		2476139
1,2,3,4,7,8,9-Hepta CDF **	pg	93	2.5	0.010	0.93		2476139
Octachlorodibenzofuran	pg	350	1.5	0.00010	0.035	1	2476139
Total Tetrachlorodibenzofurans †	pg	3800	11			22	2476139
Total Pentachlorodibenzofurans †	pg	3000	3.4			19	2476139
Total Hexachlorodibenzofurans †	pg	2300	3.4			14	2476139
Total Heptachlorodibenzofurans †	pg	1100	2.3			3	2476139
Total Chlorodibenzofurans †	pg	10000	N/A			59	2476139

EDL = Estimated Detection Limit
TEF = Toxic Equivalency Factor, TEQ = Toxic Equivalency Quotient,
The Total Toxic Equivalency (TEQ) value reported is the sum of Toxic Equivalent Quotients for the congeners tested.
WHO(1998): The 1998 World Health Organization, Human and Mammalian Toxic Equivalency Factors for Dioxins and Dioxin-like Compounds
QC Batch = Quality Control Batch
* CDD = Chloro Dibenzo-p-Dioxin
† Parameter is not accreditable
N/A = Not Applicable
** CDF = Chloro Dibenzo-p-Furan



DIOXIN AND FURANS BY HRMS (TRAIN)

Bureau Veritas ID		MJ0046					
Sampling Date		2023/09/30					
COC Number		n/a		TOXIC EQUIVALENCY		# of	
	Units	507+508+509+510+511+512-INC.-2	EDL	TEF (1998 WHO)	TEQ(ODL)	Isomers	QC Batch
TOTAL TOXIC EQUIVALENCY †	pg				750		
Surrogate Recovery (%)							
C13-1,2,3,4,6,7,8-H7CDD *	%	66					2476139
C13-1,2,3,4,6,7,8-H7CDF **	%	65					2476139
C13-1,2,3,6,7,8-H6CDD *	%	68					2476139
C13-1,2,3,6,7,8-H6CDF **	%	58					2476139
C13-1,2,3,7,8-P5CDD *	%	79					2476139
C13-1,2,3,7,8-PCDF **	%	60					2476139
C13-2,3,7,8-TCDD *	%	62					2476139
C13-2,3,7,8-TCDF **	%	57					2476139
C13-OCTA-CDD *	%	53					2476139

EDL = Estimated Detection Limit
 TEF = Toxic Equivalency Factor, TEQ = Toxic Equivalency Quotient,
 The Total Toxic Equivalency (TEQ) value reported is the sum of Toxic Equivalent Quotients for the congeners tested.
 WHO(1998): The 1998 World Health Organization, Human and Mammalian Toxic Equivalency Factors for Dioxins and Dioxin-like Compounds
 QC Batch = Quality Control Batch
 † Parameter is not accreditable
 * CDD = Chloro Dibenzo-p-Dioxin
 ** CDF = Chloro Dibenzo-p-Furan



DIOXIN AND FURANS BY HRMS (TRAIN)

Bureau Veritas ID		MJ0059					
Sampling Date		2023/10/01					
COC Number		n/a		TOXIC EQUIVALENCY			# of
	Units	513+514+515+516+517+518-INC.-3	EDL	TEF (1998 WHO)	TEQ(ODL)	Isomers	QC Batch

DIOXINS & FURANS							
2,3,7,8-Tetra CDD *	pg	DNQ	1.0	1.0	0		2476139
1,2,3,7,8-Penta CDD *	pg	12	1.4	1.0	12		2476139
1,2,3,4,7,8-Hexa CDD *	pg	14	1.1	0.10	1.4		2476139
1,2,3,6,7,8-Hexa CDD *	pg	28	1.2	0.10	2.8		2476139
1,2,3,7,8,9-Hexa CDD *	pg	16	1.1	0.10	1.6		2476139
1,2,3,4,6,7,8-Hepta CDD *	pg	220	1.3	0.010	2.2		2476139
Octachlorodibenzo-p-dioxin	pg	640	1.5	0.00010	0.064	1	2476139
Total Tetrachlorodibenzo-p-dioxins †	pg	1100	1.0			5	2476139
Total Pentachlorodibenzo-p-dioxins †	pg	170	1.4			8	2476139
Total Hexachlorodibenzo-p-dioxins †	pg	330	1.1			8	2476139
Total Heptachlorodibenzo-p-dioxins †	pg	470	1.3			2	2476139
Total Chlorodibenzo-p-dioxins †	pg	2700	N/A			24	2476139
2,3,7,8-Tetra CDF **	pg	16	2.1	0.10	1.6		2476139
1,2,3,7,8-Penta CDF **	pg	18	2.3	0.050	0.90		2476139
2,3,4,7,8-Penta CDF **	pg	49	2.4	0.50	25		2476139
1,2,3,4,7,8-Hexa CDF **	pg	39	1.6	0.10	3.9		2476139
1,2,3,6,7,8-Hexa CDF **	pg	45	1.6	0.10	4.5		2476139
2,3,4,6,7,8-Hexa CDF **	pg	90	1.7	0.10	9.0		2476139
1,2,3,7,8,9-Hexa CDF **	pg	15	2.1	0.10	1.5		2476139
1,2,3,4,6,7,8-Hepta CDF **	pg	300	0.59	0.010	3.0		2476139
1,2,3,4,7,8,9-Hepta CDF **	pg	15	0.66	0.010	0.15		2476139
Octachlorodibenzofuran	pg	80	1.1	0.00010	0.0080	1	2476139
Total Tetrachlorodibenzofurans †	pg	690	2.1			21	2476139
Total Pentachlorodibenzofurans †	pg	580	2.4			15	2476139
Total Hexachlorodibenzofurans †	pg	550	1.7			13	2476139
Total Heptachlorodibenzofurans †	pg	380	0.62			4	2476139
Total Chlorodibenzofurans †	pg	2300	N/A			54	2476139

EDL = Estimated Detection Limit
 TEF = Toxic Equivalency Factor, TEQ = Toxic Equivalency Quotient,
 The Total Toxic Equivalency (TEQ) value reported is the sum of Toxic Equivalent Quotients for the congeners tested.
 WHO(1998): The 1998 World Health Organization, Human and Mammalian Toxic Equivalency Factors for Dioxins and Dioxin-like Compounds
 QC Batch = Quality Control Batch
 * CDD = Chloro Dibenzo-p-Dioxin
 DNQ = Detected, Not Quantified (Result < 3.33 * EDL)
 † Parameter is not accreditable
 N/A = Not Applicable
 ** CDF = Chloro Dibenzo-p-Furan



DIOXIN AND FURANS BY HRMS (TRAIN)

Bureau Veritas ID		MJ0059					
Sampling Date		2023/10/01					
COC Number		n/a		TOXIC EQUIVALENCY		# of	
	Units	513+514+515+516+517+518-INC.-3	EDL	TEF (1998 WHO)	TEQ(ODL)	Isomers	QC Batch
TOTAL TOXIC EQUIVALENCY †	pg				70		
Surrogate Recovery (%)							
C13-1,2,3,4,6,7,8-H7CDD *	%	73					2476139
C13-1,2,3,4,6,7,8-H7CDF **	%	69					2476139
C13-1,2,3,6,7,8-H6CDD *	%	78					2476139
C13-1,2,3,6,7,8-H6CDF **	%	63					2476139
C13-1,2,3,7,8-P5CDD *	%	75					2476139
C13-1,2,3,7,8-PCDF **	%	58					2476139
C13-2,3,7,8-TCDD *	%	66					2476139
C13-2,3,7,8-TCDF **	%	61					2476139
C13-OCTA-CDD *	%	59					2476139
<p>EDL = Estimated Detection Limit TEF = Toxic Equivalency Factor, TEQ = Toxic Equivalency Quotient, The Total Toxic Equivalency (TEQ) value reported is the sum of Toxic Equivalent Quotients for the congeners tested. WHO(1998): The 1998 World Health Organization, Human and Mammalian Toxic Equivalency Factors for Dioxins and Dioxin-like Compounds QC Batch = Quality Control Batch † Parameter is not accreditable * CDD = Chloro Dibenzo-p-Dioxin ** CDF = Chloro Dibenzo-p-Furan</p>							



DIOXIN AND FURANS BY HRMS (TRAIN)

Bureau Veritas ID		MJ0065					
Sampling Date		2023/10/01					
COC Number		n/a		TOXIC EQUIVALENCY		# of	
	Units	519+520+521+522+523+524-INC.-BL	EDL	TEF (1998 WHO)	TEQ(ODL)	Isomers	QC Batch

DIOXINS & FURANS							
2,3,7,8-Tetra CDD *	pg	<0.37	0.37	1.0	0		2476139
1,2,3,7,8-Penta CDD *	pg	<0.54	0.54	1.0	0		2476139
1,2,3,4,7,8-Hexa CDD *	pg	<0.98	0.98	0.10	0		2476139
1,2,3,6,7,8-Hexa CDD *	pg	<0.42	0.42	0.10	0		2476139
1,2,3,7,8,9-Hexa CDD *	pg	<0.39	0.39	0.10	0		2476139
1,2,3,4,6,7,8-Hepta CDD *	pg	1.4	0.29	0.010	0.014		2476139
Octachlorodibenzo-p-dioxin	pg	6.5	0.39	0.00010	0.00065	1	2476139
Total Tetrachlorodibenzo-p-dioxins †	pg	0.70	0.37			1	2476139
Total Pentachlorodibenzo-p-dioxins †	pg	<0.54	0.54			0	2476139
Total Hexachlorodibenzo-p-dioxins †	pg	<0.40	0.40			0	2476139
Total Heptachlorodibenzo-p-dioxins †	pg	2.8	0.29			2	2476139
Total Chlorodibenzo-p-dioxins †	pg	10	N/A			4	2476139
2,3,7,8-Tetra CDF **	pg	<0.19	0.19	0.10	0		2476139
1,2,3,7,8-Penta CDF **	pg	<0.46	0.46	0.050	0		2476139
2,3,4,7,8-Penta CDF **	pg	<0.49	0.49	0.50	0		2476139
1,2,3,4,7,8-Hexa CDF **	pg	<0.32	0.32	0.10	0		2476139
1,2,3,6,7,8-Hexa CDF **	pg	<0.32	0.32	0.10	0		2476139
2,3,4,6,7,8-Hexa CDF **	pg	<0.34	0.34	0.10	0		2476139
1,2,3,7,8,9-Hexa CDF **	pg	<0.41	0.41	0.10	0		2476139
1,2,3,4,6,7,8-Hepta CDF **	pg	<0.43	0.43	0.010	0		2476139
1,2,3,4,7,8,9-Hepta CDF **	pg	<0.26	0.26	0.010	0		2476139
Octachlorodibenzofuran	pg	1.0	0.27	0.00010	0.00010	1	2476139
Total Tetrachlorodibenzofurans †	pg	0.50	0.19			1	2476139
Total Pentachlorodibenzofurans †	pg	<0.47	0.47			0	2476139
Total Hexachlorodibenzofurans †	pg	<0.34	0.34			0	2476139
Total Heptachlorodibenzofurans †	pg	<0.25	0.25			0	2476139
Total Chlorodibenzofurans †	pg	1.5	N/A			2	2476139

EDL = Estimated Detection Limit
TEF = Toxic Equivalency Factor, TEQ = Toxic Equivalency Quotient,
The Total Toxic Equivalency (TEQ) value reported is the sum of Toxic Equivalent Quotients for the congeners tested.
WHO(1998): The 1998 World Health Organization, Human and Mammalian Toxic Equivalency Factors for Dioxins and Dioxin-like Compounds
QC Batch = Quality Control Batch
* CDD = Chloro Dibenzo-p-Dioxin
† Parameter is not accreditable
N/A = Not Applicable
** CDF = Chloro Dibenzo-p-Furan



DIOXIN AND FURANS BY HRMS (TRAIN)

Bureau Veritas ID		MJ0065					
Sampling Date		2023/10/01					
COC Number		n/a		TOXIC EQUIVALENCY		# of	
	Units	519+520+521+522+523+524-INC.-BL	EDL	TEF (1998 WHO)	TEQ(ODL)	Isomers	QC Batch
TOTAL TOXIC EQUIVALENCY †	pg				0.015		
Surrogate Recovery (%)							
C13-1,2,3,4,6,7,8-H7CDD *	%	71					2476139
C13-1,2,3,4,6,7,8-H7CDF **	%	68					2476139
C13-1,2,3,6,7,8-H6CDD *	%	72					2476139
C13-1,2,3,6,7,8-H6CDF **	%	64					2476139
C13-1,2,3,7,8-P5CDD *	%	73					2476139
C13-1,2,3,7,8-PCDF **	%	61					2476139
C13-2,3,7,8-TCDD *	%	65					2476139
C13-2,3,7,8-TCDF **	%	61					2476139
C13-OCTA-CDD *	%	58					2476139
<p>EDL = Estimated Detection Limit TEF = Toxic Equivalency Factor, TEQ = Toxic Equivalency Quotient, The Total Toxic Equivalency (TEQ) value reported is the sum of Toxic Equivalent Quotients for the congeners tested. WHO(1998): The 1998 World Health Organization, Human and Mammalian Toxic Equivalency Factors for Dioxins and Dioxin-like Compounds QC Batch = Quality Control Batch † Parameter is not accreditable * CDD = Chloro Dibenzo-p-Dioxin ** CDF = Chloro Dibenzo-p-Furan</p>							



BUREAU
VERITAS

Bureau Veritas Job #: C357869
Report Date: 2024/04/23

CONSULAIR INC.
Client Project #: 23-7693
Site Location: AGNICO EAGLE, MELIADINE

GENERAL COMMENTS

Revised report to provide report in English.

DIOXIN AND FURANS BY HRMS (TRAIN)

Please note that the results have been corrected for the surrogates recoveries and the method blank.

Results relate only to the items tested.



BUREAU
VERITAS

Bureau Veritas Job #: C357869
Report Date: 2024/04/23

CONSULAIR INC.
Client Project #: 23-7693
Site Location: AGNICO EAGLE, MELIADINE

QUALITY ASSURANCE REPORT

QA/QC Batch	Init	QC Type	Parameter	Date Analyzed	Value	Recovery	Units
2476139	JF2	Spiked Blank	C13-1,2,3,4,6,7,8-H7CDD	2023/12/18		68	%
			C13-1,2,3,4,6,7,8-H7CDF	2023/12/18		65	%
			C13-1,2,3,6,7,8-H6CDD	2023/12/18		73	%
			C13-1,2,3,6,7,8-H6CDF	2023/12/18		67	%
			C13-1,2,3,7,8-P5CDD	2023/12/18		82	%
			C13-1,2,3,7,8-PCDF	2023/12/18		65	%
			C13-2,3,7,8-TCDD	2023/12/18		56	%
			C13-2,3,7,8-TCDF	2023/12/18		55	%
			C13-OCTA-CDD	2023/12/18		50	%
			2,3,7,8-Tetra CDD	2023/12/18		107	%
			1,2,3,7,8-Penta CDD	2023/12/18		96	%
			1,2,3,4,7,8-Hexa CDD	2023/12/18		104	%
			1,2,3,6,7,8-Hexa CDD	2023/12/18		112	%
			1,2,3,7,8,9-Hexa CDD	2023/12/18		108	%
			1,2,3,4,6,7,8-Hepta CDD	2023/12/18		105	%
			Octachlorodibenzo-p-dioxin	2023/12/18		117	%
			2,3,7,8-Tetra CDF	2023/12/18		102	%
			1,2,3,7,8-Penta CDF	2023/12/18		94	%
			2,3,4,7,8-Penta CDF	2023/12/18		117	%
			1,2,3,4,7,8-Hexa CDF	2023/12/18		97	%
			1,2,3,6,7,8-Hexa CDF	2023/12/18		99	%
			2,3,4,6,7,8-Hexa CDF	2023/12/18		103	%
			1,2,3,7,8,9-Hexa CDF	2023/12/18		99	%
			1,2,3,4,6,7,8-Hepta CDF	2023/12/18		100	%
			1,2,3,4,7,8,9-Hepta CDF	2023/12/18		93	%
			Octachlorodibenzofuran	2023/12/18		105	%
			2476139	JF2	Method Blank	C13-1,2,3,4,6,7,8-H7CDD	2023/12/18
C13-1,2,3,4,6,7,8-H7CDF	2023/12/18					70	%
C13-1,2,3,6,7,8-H6CDD	2023/12/18					69	%
C13-1,2,3,6,7,8-H6CDF	2023/12/18					63	%
C13-1,2,3,7,8-P5CDD	2023/12/18					73	%
C13-1,2,3,7,8-PCDF	2023/12/18					61	%
C13-2,3,7,8-TCDD	2023/12/18					55	%
C13-2,3,7,8-TCDF	2023/12/18					55	%
C13-OCTA-CDD	2023/12/18					60	%
2,3,7,8-Tetra CDD	2023/12/18					<0.64, EDL=0.64	pg
1,2,3,7,8-Penta CDD	2023/12/18					<0.67, EDL=0.67	pg
1,2,3,4,7,8-Hexa CDD	2023/12/18					<1.0, EDL=1.0	pg
1,2,3,6,7,8-Hexa CDD	2023/12/18					<0.86, EDL=0.86	pg
1,2,3,7,8,9-Hexa CDD	2023/12/18					<0.81, EDL=0.81	pg
1,2,3,4,6,7,8-Hepta CDD	2023/12/18					<0.50, EDL=0.50	pg
Octachlorodibenzo-p-dioxin	2023/12/18					<1.0, EDL=1.0	pg
Total Tetrachlorodibenzo-p-dioxins	2023/12/18					<0.64, EDL=0.64	pg
Total Pentachlorodibenzo-p-dioxins	2023/12/18					<0.67, EDL=0.67	pg



BUREAU
VERITAS

Bureau Veritas Job #: C357869
Report Date: 2024/04/23

CONSULAIR INC.
Client Project #: 23-7693
Site Location: AGNICO EAGLE, MELIADINE

QUALITY ASSURANCE REPORT(CONT'D)

QA/QC Batch	Init	QC Type	Parameter	Date Analyzed	Value	Recovery	Units
			Total Hexachlorodibenzo-p-dioxins	2023/12/18	<0.82, EDL=0.82		pg
			Total Heptachlorodibenzo-p-dioxins	2023/12/18	<0.50, EDL=0.50		pg
			Total Chlorodibenzo-p-dioxins	2023/12/18	ND		pg
			2,3,7,8-Tetra CDF	2023/12/18	<0.39, EDL=0.39		pg
			1,2,3,7,8-Penta CDF	2023/12/18	<0.56, EDL=0.56		pg
			2,3,4,7,8-Penta CDF	2023/12/18	<0.59, EDL=0.59		pg
			1,2,3,4,7,8-Hexa CDF	2023/12/18	<0.48, EDL=0.48		pg
			1,2,3,6,7,8-Hexa CDF	2023/12/18	<0.49, EDL=0.49		pg
			2,3,4,6,7,8-Hexa CDF	2023/12/18	<0.53, EDL=0.53		pg
			1,2,3,7,8,9-Hexa CDF	2023/12/18	<0.63, EDL=0.63		pg
			1,2,3,4,6,7,8-Hepta CDF	2023/12/18	<0.23, EDL=0.23		pg
			1,2,3,4,7,8,9-Hepta CDF	2023/12/18	<0.26, EDL=0.26		pg
			Octachlorodibenzofuran	2023/12/18	<0.54, EDL=0.54		pg
			Total Tetrachlorodibenzofurans	2023/12/18	<0.39, EDL=0.39		pg
			Total Pentachlorodibenzofurans	2023/12/18	<0.57, EDL=0.57		pg
			Total Hexachlorodibenzofurans	2023/12/18	<0.53, EDL=0.53		pg
			Total Heptachlorodibenzofurans	2023/12/18	<0.25, EDL=0.25		pg
			Total Chlorodibenzofurans	2023/12/18	ND		pg

Spiked Blank: A blank matrix sample to which a known amount of the analyte, usually from a second source, has been added. Used to evaluate method accuracy.

Method Blank: A blank matrix containing all reagents used in the analytical procedure. Used to identify laboratory contamination.

Surrogate: A pure or isotopically labeled compound whose behavior mirrors the analytes of interest. Used to evaluate extraction efficiency.

EDL = Estimated Detection Limit



BUREAU
VERITAS

Bureau Veritas Job #: C357869
Report Date: 2024/04/23

CONSULAIR INC.
Client Project #: 23-7693
Site Location: AGNICO EAGLE, MELIADINE

VALIDATION SIGNATURE PAGE

The analytical data and all QC contained in this report were reviewed and validated by:

Sylvain Chevigny, B.Sc., Chemist, Montréal, Scientific Service Specialist

Bureau Veritas has procedures in place to guard against improper use of the electronic signature and have the required "signatories", as per ISO/IEC 17025, signing the reports. For Service Group specific validation, please refer to the Validation Signatures page if included, otherwise available by request. For Department specific Analyst/Supervisor validation names, please refer to the Test Summary section if included, otherwise available by request. This report is authorized by Aglaia Yannakis, General Manager responsible for Quebec Environmental laboratory operations.

Québec, le lundi 9 octobre 2023

Argyro Frangoulis

Chef d'équipe de l'expérience client

Multi-secteurs- pétrolier, qualité de l'air et eau potable

Laboratoires Bureau Veritas

880, Montée de Liesse, Saint-Laurent, Qc. H4T 1P5

Tél : 514 448 9001, poste 7066229 Cellulaire : 514 208 0388 Téléc. : 514 448 9199

argyro.frangoulis@bvlabs.com

Objet : Explications de la demande d'analyses pour le projet de Agnico Eagle (Meliadine).

Nombre no de projet : #23-7693

Bonjour Argyro,

Voici la demande d'analyse concernant le dossier mentionné précédemment. Les mesures ont été effectuées du 29 septembre au 1 octobre 2023. Il y a 2 demandes d'analyse, une pour les métaux et une pour les COSV.

DEMANDE D'ANALYSES #1 / MÉTAUX


Cela correspond à 3 essais pour une source (Inc.) et les blancs.

Les fractions filtres et buse-sonde acétone vous seront envoyées un peu plus tard afin de faire l'analyse pour les métaux particulaires. Pour chacun des essais, nous voulons un résultat combiné des 2 fractions Buse-Sonde (Acétone et HNO₃) et le Filtre() (donc **3 échantillons à combiner**). Aussi, pour le Mercure d'un même essai, les fractions de KmnO₄ (BB67) et de HCl 8N (BB67-HCL) doivent être combinées. Il est important de respecter ces combinaisons exigées.

Les métaux à analyser sont les suivants : Al, Sb, Ag, As, Ba, Be, Bi, B, Cd, Ca, Cr, Co, Cu, Sn, Fe, Li, Mg, Mn, Mo, Ni, Pb, K, Se, Na, Ti, V, Zn, Sr, Tl, Si (Silicium soluble), Hg.

12-Oct-23 14:00

Argyro Frangoulis



C357778

GR



C357869_COC

www.consul-air.com

DEMANDE D'ANALYSES #2 / COSV

Cela correspond à 3 essais pour une source (Inc.) et les blancs.

Pour les COSV (PCDD/DF), il faut combiner les échantillons par essai. Un essai comprend 6 matrices, donc les 6 matrices doivent être combinées pour l'obtention d'un seul résultat par essai. Les matrices sont :

- Buse et sonde (BS).
- Filtre.
- Trappe XAD-2.
- Avant- Trappe (AV-TR).
- Eau
- Rinçage final (Fin).

Il est important de ne pas jeter les échantillons et de nous les retourner après l'analyse.

Pour des renseignements supplémentaires n'hésitez pas à communiquer avec nous.

Envoyer les résultats à eric.trepanier@consul-air.com.

Salutations.


Eric Trépanier

www.consul-air.com

2022-125, rue Lavoisier
Québec (Qc) G1N 4L5
Tél.: (418) 650-5960
Fax : (418) 704-2221
www.consul-air.com

Travaux effectués à : Agnico Eagle Meliadine

Projet #: 23-7493

Chargé de Projet : Gric Tremblay

Demande #2

LABORATOIRE RESPONSABLE DES ANALYSES :
Bureau Véritas
889 Montée de Liesse
Ville St-Laurent (Qc) H4T 1P5
Téléphone : (514) 448-9001
Télécopieur : (514) 448-5922

ÉCHANTILLON	Matrice	Fraction	Qte	Date	Paramètres	Unité	Remarque
501 - Inc. - BS - 1	Acetone/Hexane	BS	1	2023-09-29	PCDD/DF	µg	Combinaison des échantillons 501 à 506 Pour la source Inc. -
502 - Inc. - Filtre - 1	Filtre FV	Filtre	1	2023-09-29	PCDD/DF	µg	Combinaison des échantillons 501 à 506 Pour la source Inc. -
503 - Inc. - Trappe - 1	XAD-2	Trappe	1	2023-09-29	PCDD/DF	µg	Combinaison des échantillons 501 à 506 Pour la source Inc. -
504 - Inc. - AV.Tr. - 1	Acetone/Hexane	AV.Tr.	1	2023-09-29	PCDD/DF	µg	Combinaison des échantillons 501 à 506 Pour la source Inc. -
505 - Inc. - Eau - 1	H2O	Eau	1	2023-09-29	PCDD/DF	µg	Combinaison des échantillons 501 à 506 Pour la source Inc. -
506 - Inc. - Fin - 1	Acetone/Hexane	Fin	1	2023-09-29	PCDD/DF	µg	Combinaison des échantillons 501 à 506 Pour la source Inc. -
507 - Inc. - BS - 2	Acetone/Hexane	BS	1	2023-09-30	PCDD/DF	µg	Combinaison des échantillons 507 à 512 Pour la source Inc. -
508 - Inc. - Filtre - 2	Filtre FV	Filtre	1	2023-09-30	PCDD/DF	µg	Combinaison des échantillons 507 à 512 Pour la source Inc. -
509 - Inc. - Trappe - 2	XAD-2	Trappe	1	2023-09-30	PCDD/DF	µg	Combinaison des échantillons 507 à 512 Pour la source Inc. -
510 - Inc. - AV.Tr. - 2	Acetone/Hexane	AV.Tr.	1	2023-09-30	PCDD/DF	µg	Combinaison des échantillons 507 à 512 Pour la source Inc. -
511 - Inc. - Eau - 2	H2O	Eau	1	2023-09-30	PCDD/DF	µg	Combinaison des échantillons 507 à 512 Pour la source Inc. -
512 - Inc. - Fin - 2	Acetone/Hexane	Fin	1	2023-09-30	PCDD/DF	µg	Combinaison des échantillons 507 à 512 Pour la source Inc. -
513 - Inc. - BS - 3	Acetone/Hexane	BS	1	2023-10-01	PCDD/DF	µg	Combinaison des échantillons 513 à 518 Pour la source Inc. -
514 - Inc. - Filtre - 3	Filtre FV	Filtre	1	2023-10-01	PCDD/DF	µg	Combinaison des échantillons 513 à 518 Pour la source Inc. -
515 - Inc. - Trappe - 3	XAD-2	Trappe	1	2023-10-01	PCDD/DF	µg	Combinaison des échantillons 513 à 518 Pour la source Inc. -
516 - Inc. - AV.Tr. - 3	Acetone/Hexane	AV.Tr.	1	2023-10-01	PCDD/DF	µg	Combinaison des échantillons 513 à 518 Pour la source Inc. -

REMIS PAR:

DATE:

HEURE:

REÇU PAR:

Sandra Hook

DATE:

HEURE:

2023/10/12 14:00

Illyes
2023/10

UT 28
dhner 8.6.7
9.8.11

2022-125, rue Lavoisier
Québec (Qc) G1N 4L5
Tél.: (418) 650-5960
Fax : (418) 704-2221
www.consul-air.com

Travaux effectués à : Agnico Eagle Meliadine
Projet # : _____
Chargé de Projet : _____

LABORATOIRE RESPONSABLE DES ANALYSES :
Bureau Véritas
889 Montée de Liesse
Ville St-Laurent (Qc) H4T 1P5
Téléphone : (514) 448-9001
Télécopieur : (514) 448-5922

ECHANTILLON	Matrice	Fraction	Qte	Date	Paramètres	Unité	Remarque
517 - Inc. - Eau - 3	H2O	Eau	1	2023-10-01	PCDD/DF	µg	Combinaison des échantillons 513 à 518 Pour la source Inc. -
518 - Inc. - Fin - 3	Acetone/Hexane	Fin	1	2023-10-01	PCDD/DF	µg	Combinaison des échantillons 513 à 518 Pour la source Inc. -
519 - Inc. - BS - BL	Acetone/Hexane	BS	1	2023-10-01	PCDD/DF	µg	Combinaison des échantillons 519 à 524 Pour la source Inc. -
520 - Inc. - Filtre - BL	Filtre FV	Filtre	1	2023-10-01	PCDD/DF	µg	Combinaison des échantillons 519 à 524 Pour la source Inc. -
521 - Inc. - Trappe - BL	XAD-2	Trappe	1	2023-10-01	PCDD/DF	µg	Combinaison des échantillons 519 à 524 Pour la source Inc. -
522 - Inc. - AV.Tr. - BL	Acetone/Hexane	AV.Tr.	1	2023-10-01	PCDD/DF	µg	Combinaison des échantillons 519 à 524 Pour la source Inc. -
523 - Inc. - Eau - BL	H2O	Eau	1	2023-10-01	PCDD/DF	µg	Combinaison des échantillons 519 à 524 Pour la source Inc. -
524 - Inc. - Fin - BL	Acetone/Hexane	Fin	1	2023-10-01	PCDD/DF	µg	Combinaison des échantillons 519 à 524 Pour la source Inc. -

REMIS PAR:

DATE:

HEURE:

REÇU PAR:

Sandbrook

DATE:

2023/10/12

HEURE:

14:00

*Lucy's
Seal No*

*dnwer 8.67
9.8.11*

TEST REPORT

Date : 25 october 2023

Ref : P3438-1

Customer

Customer #: C1

Name : Jackson Carl

Telephone : (418) 650-5960 #2204

Email : carl.jakson@consul-air.com

Address :

Consulair Quebec

125-2022 Lavoisier Street,

Quebec City, Qc

G1N 4L5 Canada

Projet Summary

Nb. of objects : 11

Customer project #: 23-7993

Lab. Project # : P3438

Site : Agnico Eagle Meliadine

Tests Summary

Accredited Parameter

SC	Parameter	Q.	Principle (Method)	Matrix
	Particulate matter (PM-A)	4	Gravemetry (LPT1)	Acetone
	Particulate matter (PM-F)	3	Gravemetry (LPT2)	Filter

SC : Subcontracted parameter

Non-accredited Parameters(s)

SC	Parameter	Q.	Principle (Method)	Matrix
	Chlorides	4	Spectrometry	Water

SC : Subcontracted parameter

Tests results

SC	Param.	Sample (s)		Dates			Result(s)		RDL
		# Lab	# Customer	Sample	Receipt.	Test	Value	Unit	
	PM-A	111023-1	301 - Inc - BS-Acetone - 1	29-09-23	11-10-23	11-10-23	19,1	mg	1,0
		111023-2	309 - Inc - BS-Acetone - 2	30-09-23	11-10-23	11-10-23	26,3	mg	1,0
		111023-3	317 - Inc - BS-Acetone - 3	01-10-23	11-10-23	11-10-23	33,5	mg	1,0
		111023-4	325 - BI - BS-Acetone - BI	01-10-23	11-10-23	11-10-23	<LDR	mg	1,0
	PM-F	111023-5	303 - Inc - Filter - 1	29-09-23	11-10-23	12-10-23	37,7	mg	0,1
		111023-6	311 - Inc - Filter - 2	30-09-23	11-10-23	12-10-23	69,7	mg	0,1
		111023-7	319 - Inc - Filter - 3	01-10-23	11-10-23	12-10-23	54,8	mg	0,1
	Cl-	111023-8	304 - Inc - B12 - 1	29-09-23	11-10-23	13-10-23	348,66	mg	6,24
		111023-9	312 - Inc - B12 - 2	30-09-23	11-10-23	13-10-23	696,69	mg	14,24
		111023-10	320 - Inc - B12 - 3	01-10-23	11-10-23	13-10-23	545,38	mg	8,80
		111023-11	328 - BI - Water - BI	01-10-23	11-10-23	13-10-23	<LDR	mg	0,08

SC : Subcontracted test

RDL : Reported Detection Limit

Comment(s)

1. LPT1 & LPT2: Method MA.100-Part 1.0 (Field 400 of Air Chemistry). $95\% \leq MR \leq 105\%$.
2. Sample volume 111023-4, $V=195\text{ml}$.
3. Samples from 111023-1 to 111023-7: Subcontracted for further analysis.
4. Chlorides (Cl-): $90\% \leq MR \leq 110\%$, $90\% \leq AD \leq 110\%$ & $|DP| \leq 10\%$

Quality Control

ST	Param.	Date	# Ref.	Type	Result(s)		RDL
					Value	Unit	
	PM-A	11-10-23	BL1110	BL	<LDR	mg	1,0
			MR1110	RM	99,6	% Recovery	-
	PM-F	12-10-23	AP-02 Compliant	-	-	mg	0,1
	CI-	13-10-23	BL1310	BL	<LDR	mg/L	0,40
			MR1310	RM	103,3	% Recovery	-
			DP111023-8	DP	0,9	% Variance	-
			AD111023-9	SP	102,1	% Recovery	-
			DP111023-10	DP	2,4	% Variance	-
			AD111023-11	SP	97,0	% Recovery	-

SC : Subcontracted quality control

Ref : Quality control reference in the laboratory monitoring system

BL : Blank

RM : Reference Material

DP : Duplicate

RP : Replicate

DL : Dilution

SP : Spike

AS : Analogous Standard

EC: Extraction Control

RDL : Reported Detection Limit

Signature

The results only refer to the tested objects.

The entire document or part of it can't be reproduced without the permission of the CONSULAIR laboratory.

This test report is certified by the person(s) listed below.

For any question about this certificate of analysis, you can refer to:



Ismahane Kerrouche



APPENDIX 4
FIELD FORMS



AGNICO EAGLE

1

 GESTION GLOBALE AIR ET ENVIRONNEMENT	Formulaire	
	« Étalonnage des analyseurs à lecture directe »	
Document : F ECH 18	Révision N° : 8	Page : 1 de 2

ÉTALONNAGE DES ANALYSEURS - MÉTHODE 7E / 10 / 6C / 3A

Compagnie : AFM NOLABONOS # de projet : 23-7693
 Date : 29-03-2023 Source : Incubateur

Identification des analyseurs (# Consulair)

O₂: 5580 CO₂: 5480 CO: 5287 SO₂: 5587 NO: 5583 AUTRE :

Identification des bombonnes (# Bombonne)

Azote : 23-0576 O₂/CO₂/CO : 23-057 SO₂: 23-058 NO: 23-049 AUTRE :
 Air zéro : — O₂/CO₂/CO : 23-050 SO₂: AS759495 NO: 23-059 AUTRE :

Vérification du système de prélèvement/conditionnement

Test de fuite (O/N) : OK Temp. Refroidisseur : 4°C Temp. cordon : 250°F Temp. pompe : —
 Pression analyseurs : OK Débit principal (# 2) : OK Débit excès (# 7) : 15 L/min Temps de réponse syst. : —

AGENDA DE L'ÉTALONNAGE						ANALYSEURS / ÉCHELLES PHYSIQUES						Prendre en notes les valeurs d'écart		
GAZ	Conc. de vérification	Dilution (O/N)	Vérif. Analyseur (*)	Vérif. Sonde	Heure	O2	CO2	CO	SO2	NO				
SQUIRELL / CONCENTRATIONS												% err.	OK?	
<u>1 heure au logiciel DATA → Ma Machine 7117 par OUTRON</u>														
Azote φ		N	✓	7119	0,03	0,00	0	3	1					
NO	529,1	N	✓	7122						576				
NO	903,3	N	✓	7127						892				
SO ₂	924,6	N	✓	7133					918					
SO ₂	499,3	N	✓	7136					498					
O ₂	22,31 %	N	✓	7140	22,31	11,91	935							
CO ₂	11,51 %													
CO	935,5 μL													
O ₂	12,59 %	N	✓	7145	12,63	0,33	505							
CO ₂	10,08 %													
CO	487,9 μL													
Azote φ		N	✓	8127	0,05	0,00	0	0	0					
O ₂	12,57 %	N	✓	8128	12,40	10,10	498							
CO ₂	10,08 %													
CO	487,9 μL													

Technicien :

(*) Noter la valeur de l'analyseur, puis sur la ligne du dessous, la valeur de l'acquisition de données

AGENDA DE L'ÉTALONNAGE						ANALYSEURS / ÉCHELLES PHYSIQUES						Prendre en notes les valeurs d'écart		
GAZ	Conc. de vérification	Dilution (O/N)	Vérif. Analyseur (*)	Vérif. Sonde	Heure	O2	CO2	CO	SO2	NO			% err.	OK?
						25	30	(000)	(000)	(000)				
29-09-2023														
SO ₂	485,3	N		✓	8H31				485					
NO	525,1	N		✓	8H34					525				
Azote	Ø			✓	14H22	0,24	0,01	0	0	0				
O ₂	12,59	N		✓	14H22	12,36	10,1	5,12						
CO ₂	10,88													
CO	485,9													
NO	525,1	N		✓	14H23					515				
SO ₂	485,3	N		✓	14H30				485					
30-09-2023														
Légende : 14H2015														
Azote	Ø			✓	8H41	0,06	0,03	0	0	0				
O ₂	12,59	N		✓	8H45	12,42	10,5	5,18						
CO ₂	10,88													
CO	485,9													
SO ₂	485,3	N		✓	8H47				450					
NO	525,1	N		✓	8H50					515				
DATA - O2 Pool SAUCON 30 SEPT.														

Technicien :

(*) Noter la valeur de l'analyseur, puis sur la ligne du dessous, la valeur de l'acquisition de données

AGENDA DE L'ÉTALONNAGE						ANALYSEURS / ÉCHELLES PHYSIQUES					Prendre en notes les valeurs d'écart			
GAZ	Conc. de vérification	Dilution (O/N)	Vérif. Analyseur (*)	Vérif. Sonde	Heure	O2	CO2	CO	SO2	NO			% err.	OK?
20-05-2023						Localiser l'analyseur dans 1 heure								
Azote	0	N	✓	15/04	10h00	0	0	0	0	0				
NO	529,4 ppb	N	✓	15/04						515				
SO2	499,3 ppb	N	✓	15/04					499					
O2	12,59 %	N	✓	15/04	12,30	10,25	513							
CO2	10,08 %													
CO	481,9 ppb													
Dim 1er oct						DATA - 03								
Azote	0	N	✓	01/10	01h00	0	0	0	0	0				
O2	12,59 %	N	✓	01/10	12,44	10,24	510							
CO2	10,08 %													
CO	481,9 ppb													
SO2	499,3 ppb	N	✓	01/10					510					
NO	529,4 ppb	N	✓	01/10						516				
MORNING ON → 13/10/2023						10h47					10h47			
Azote	0	N	✓	16/10	0,24	0,05	1	1	1	1				
O2	12,59 %	N	✓	16/10	12,3	10,35	514							
CO2	10,08 %													
CO	481,9 ppb													
SO2	499,4	N	✓	16/10					498					
NO	529,4	N	✓	16/10						513				

Technicien :

(*) Noter la valeur de l'analyseur, puis sur la ligne du dessous, la valeur de l'acquisition de données

12

Document : F ECH 09

Révision N° : 9

Page : 1 de 1

Usine : AEM
 Ville : Melindine
 ID point d'émission : Tourmenton
 Diamètre : 33,52" 7,8"
 Distance avant : 5D
 Distance après : 2D
 Date : 29 septembre 2023
 Sonde N° : 03-06 Q-500
 Cp : 0,739
 Buse N° : 3Q-504
 Coef : 0,823
 P. Bar (po Hg) : 29,9
 P. Stat. (po H₂O) : -9,2
 Module N° : 1 (C) NC
 Kc : 1,020
 Ko : 0,993
 Niveau du manomètre : ✓
 Zéro du manomètre : ✓

Heure	Trav.	Point prélev.	Temps (min)	ΔP (po H ₂ O)	ΔH (po H ₂ O)	Températures (°F)		Orifice	Volume Prélevé (pl ³)	Masse molaire				Vaccuum po. Hg	Température		
						Cheminée	Compteur			O ₂ (%)	CO ₂ (%)	CO (ppmv)	Sonde (°F)		Filter (°F)	Sortie (°F)	Trappe/Extré (°F)
10h18	1	1	5	0,04	0,32	1121	60	57	66,24	11,0	7,7	26	-2	250	248	45	
		2		0,04	0,31	1198		56	49,55	10,9	7,2	10	-2		252	45	
		3		0,04	0,20	1243		55	50,57	10,9	7,2	7	-2		246	44	
		4		0,04	0,20	1304		55	52,67	7,9	8,0	6	-2		256	44	
		5		0,05	0,35	1366		55	54,78	10	8,1	4	-2		249	44	
		6		0,06	0,40	1477		55	56,98	10	8,1	4	-2		254	45	
		7		0,07	0,46	1478		55	59,40	10	8,1	4	-3		257	45	
		8		0,07	0,45	1506		55	61,93	10	8,1	4	-3		244	44	
		9		0,06	0,38	1530		55	64,45	10	8,1	4	-3		248	45	
		10		0,07	0,44	1550		56	66,81	10	8,1	4	-4		250	45	
		11		0,07	0,44	1575		56	69,31	8,4	9,4	4	-4		257	44	
		12		0,07	0,43	1585		56	71,85	8,4	9,4	4	-4		256	44	
		13		0,08	0,50	1587		57	74,29	8,4	9,4	4	-4		244	44	
		14		0,07	0,43	1588		57	76,91	8,7	9,1	4	-4		239	44	
		15		0,07	0,43	1598		57	79,30	8,7	9,1	4	-4		245	44	
		16		0,06	0,40	1634		58	81,75	8,7	9,1	4	-4		248	44	
		17		0,06	0,42	1654		58	84,14	8,7	9,1	4	-4		247	44	
		18		0,06	0,38	1654		58	86,56	8,7	9,1	4	-4		245	44	
		19		0,07	0,43	1671		58	88,87	8,7	9,1	4	-3		246	44	
		20		0,05	0,36	1609		59	91,35	8,4	9,1	4	-3		245	44	

TDF Initial Débit (pl³/min): _____ Pression (Inhg) : _____ Volume ini (pl³) : _____ Volume fin (pl³) : _____ Fuite Pitot (ΔP) : _____
 TDF Final Débit (pl³/min): _____ Pression (Inhg) : _____ Volume ini (pl³) : _____ Volume fin (pl³) : _____

REMARQUES : O₂/CO₂ - Utiliser le formulaire de gaz en continu pour calibration des appareils.

TECHNICIEN : EL

Décontamination avant essai et détermination de l'humidité recueillie - USEPA 29

Compagnie : AFU DELIADINE	Projet : 23-7693	# du filtre:
Source : INCINERATOR	Essai : ME-EI	# Cold Box: ME-14
Échantillonnée le : 29-09-2023	Date de l'assemblage : 28-09-2023	Heure : 16h00

Décontamination avant essai de la buse et de la sonde

Item	Remarques	Brosser acétone	Rincer 3x HNO ₃ 10 %	Rincer 3x eau démin.	Rincer 3x Acétone
Buse et liner de verre		✓	✓	✓	✓
Vérification de la buse et sondes d'échantillonnage à conserver :				OUI	NON

Décontamination avant essai du train

Item	Remarques	Brosser acétone (si nécessaire)	Rincer 3x HNO ₃ 10 %	Rincer 3x eau démin.	Rincer 3x Acétone
du by-pass au barboteur 6		✓	✓	✓	✓
Vérification du train d'échantillonnage à conserver :				OUI	NON

Remarques :

Volume d'eau recueilli (g)

ITEM #	PIÈCES	CONTENU	POIDS		
			APRÈS	AVANT	TOTAL
1	Barboteur 1 - GS mod	VIDE (optionnel) OU CMM H ₂ O déminéralisée (100 ml)	783,3	075,2	20 Heo
2	Barboteur 2 - GS mod	HNO ₃ 5% / H ₂ O ₂ 10% (100 ml)	629,8	541,6	VIDE
3	Barboteur 3 - GS	HNO ₃ 5% / H ₂ O ₂ 10% (100 ml)	774,0	740,7	HNO ₃ 5%
4	Barboteur 4 - GS mod	VIDE (normalement) <i>Si présence de liquide, ajouter aux BB1,2 et 3</i>	651,7	644,5	HNO ₃ 2%
5	Barboteur 5 - GS mod	KMnO ₄ 4% / H ₂ SO ₄ 10% (100 ml) recouvert d'aluminium	599,9	598,5	VIDE
6	Barboteur 6 - GS mod	KMnO ₄ 4% / H ₂ SO ₄ 10% (100 ml) recouvert d'aluminium	574,2	573,3	KMnO ₄
7	Contenant de dessiccant	GEL DE SILICE	627,5	627,8	KMnO ₄
TOTAL :			2032,2	2012,4	

Particules totales (g)

# FILTRE QUARTZ	POIDS (g)	REMARQUES
023-76-20	0,5225	

Lots des produits utilisés

Produits	# LOT
Acétone ACS	
Solution d'acide nitrique (HNO ₃) 10%	
Solution d'acide nitrique (HNO ₃) 0.1N	
Solution d'acide sulfurique (H ₂ SO ₄) 10%	
Solution d'acide chlorhydrique (HCl) 8N	
Permanganate de potassium (KMnO ₄)	
Solution H ₂ O ₂ 10% / HNO ₃ 5%	

Remarques :

Technicien : **C.S.**

Partie B : Décontamination initiale Barboteurs - Métaux USEPA 29

Compagnie : _____ # du Cold box : ME-14

Source : _____ # du filtre : _____

Échantillonnée le : _____ Date décontamination : 03/08/2023 Heure : _____

Identification des pièces seulement si nécessaire.

Décontamination		Rinçage Eau	Eau + Savon	Eau	Rincer H ₂ O démin.	Temper HNO ₃ 10 %	Rincer H ₂ O démin.	Rincer Acétone
Item (dans l'ordre)	#	Remarques						
S (bas cloche - barb.)			1 x	3 x	3 x	4 hrs	3 x	3 x
Barboteur 1			/	/	/	/	/	/
Barboteur 2			/	/	/	/	/	/
Barboteur 3			/	/	/	/	/	/
Barboteur 4 (si applicable)			/	/	/	/	/	/
Barboteur 5 (si Hg)			/	/	/	/	/	/
Barboteur 6 (si Hg)			/	/	/	/	/	/
Coudes (5 ou...)			/	/	/	/	/	/

Vérification initiale de la verrerie du train d'échantillonnage et conserver le dernier rinçage à l'acétone si nécessaire.

N.B. Joint d'étanchéité à réaliser avec du tape de téflon si absence de O-ring

Commentaires :

Décontaminé par : H50, YZ

Date : 03/08/2023

Endroit : QC

Document : F ECH 11

Révision N° : 6

Page : 1 de 1

Partie A : Décontamination initiale Cloches - Métaux USEPA 29

Compagnie : _____ # du coffre : V-86-2

Source : _____

Projet : _____

Essai : _____

Échantillonnée le : _____

Date décontamination : _____

Heure : _____

Identification des pièces seulement si nécessaire.

Décontamination

Item (dans l'ordre)	#	Remarques	Rinçage Eau	Eau + Savon	Eau	Rincer H ₂ O démin.	Tremper HNO ₃ 10 %	Rincer H ₂ O démin.	Rincer Acétone
Cloche 1 :	# de filtre :		1 x	1 x	3 x	3 x	4 hrs	3 x	3 x
By pass									
Cloche femelle									
Support à filtre en téflon									
Cloche mâle									
Cloche 2 :	# de filtre :								
By pass									
Cloche femelle									
Support à filtre en téflon									
Cloche mâle									
Cloche 3 :	# de filtre :								
By pass									
Cloche femelle									
Support à filtre en téflon									
Cloche mâle									

Vérification initiale de la verrerie et conserver le dernier rinçage à l'acétone si nécessaire.

N.B. Joint d'étanchéité à réaliser avec du tape de téflon si absence de O-ring

Commentaires :

Décontaminé par : Hso of w f Date : 03/08/2023 Endroit : D.C

Document : F ECH 09

Révision N° : 9

Page : 1 de 1

Usine : AEM
 Ville : Methuine
 ID point d'émission : Incinerator
 Diamètre : 33,52" 7,35"
 Distance avant : 50
 Distance après : 20
 Date : 30 septembre 2023
 Sonde N° : 03-06 Q-500
 Cp : 0,739
 Buse N° : 3Q-504
 Coef : 0,5023
 P. Bar (po Hg) : 29,9
 P. Stat. (po H₂O) : -0,12
 Module N° : 1
 Kc : 1,020
 Ko : 0,993
 Distance P-T-B : V
 Niveau du manomètre : V
 Zéro du manomètre : V

Heure	Trav.	Point	Temps prélev. (min)	ΔP (po H ₂ O)	ΔH (po H ₂ O)	Températures (°F)		Cheminée	Orifice	Volume Prélevé (pi ³)	Masse molaire			Vaccuum po. Hg	Température	
						Compteur Entrée	Sortie				O ₂ (%v)	CO ₂ (%v)	CO (ppmv)		Sonde (°F)	Filtre (°F)
0605	1	1	5	0,05	0,34	1302	60	56	53,24	11,3	6,9	36	-2	250	253	47
		2		0,05	0,32	1420		57	55,57	11,3	8,5	36	-2		252	47
		3		0,05	0,31	1467		57	57,66	9,4	8,5	6	-2		244	47
		4		0,05	0,30	1490		57	59,78	9,4	8,5	6	-2		250	47
		5		0,05	0,30	1488		58	61,90	9,4	8,5	6	-2		250	47
		6		0,05	0,30	1498		57	61,90 64,02	9,7	8,3	4	-2		253	47
		7		0,08	0,48	1526		57	64,02 68,71	8,3	9,8	4	-2		252	47
		8		0,09	0,53	1536		57	78,45	8,3	9,8	4	-2		252	47
		9		0,09	0,53	1560		57	74,19	8,3	9,8	4	-3		257	47
		10		0,09	0,53	1556		57	76,93	6,2	8,9	4	-3		252	47
		11		0,09	0,53	1561		57	79,66	9,2	8,5	4	-4		244,5	47
		12		0,09	0,53	1569		58	82,40	9,8	8,8	4	-4		249	46
		13		0,09	0,52	1576		58	82,40 85,12	9,5	8,8	4	-4		246	46
		14		0,10	0,58	1579		58	88,04	9,5	8,8	4	-4		243	46
		15		0,10	0,58	1585		58	90,82	9,5	8,8	4	-4		257	46
		16		0,10	0,58	1594		58	93,62	9,8	8,5	4	-4		256	46
		17		0,10	0,58	1596		58	96,48	9,8	8,5	4	-4		255	46
		18		0,10	0,58	1597		58	99,33	10,0	8,4	4	-5		254	44
		19		0,11	0,63	1615		58	102,32	10,0	8,4	4	-5		250	44
		20		0,11	0,63	1613		58	105,20	10,2	8,1	4	-5		249	45

TDF Initial Débit (pi³/min) : _____ Pression (inhg) : _____ Volume fin (pi³) : _____ Fuite Pitot (AP) : _____
 TDF Final Débit (pi³/min) : _____ Pression (inhg) : _____ Volume fin (pi³) : _____
 REMARQUES : O₂/CO₂ - Utiliser le formulaire de gaz en continu pour calibration des appareils.
 TECHNICIEN : [Signature]

23-7893
Code d'essai : ME - Inc - E2

Usine : AEM
Ville : Meliandine

Date : 30 septembre 2023

ID point d'émission : Tricamerton

Diamètre : 33,52" 7,75"

Distance avant : 5D

Distance après : 2D

Sonde N° : 03-06 Q-500

Cp : 0,739

Busse N° : 30-504

Coef : 0,5023

P. Bar (po Hg) : 29,9

P. Stat. (po H₂O) : -0,12

Module N° : 1

Kc : 1,020

Ko : 0,993

Distance P-T-B : V

Cold box :

K : 22,93

Niveau du manomètre : V

Zéro du manomètre : V

Heure	Trav.	Point prélev. (min)	ΔP (po H ₂ O)	ΔH (po H ₂ O)	Températures (°F)		Volume Prélevé (pi ³)	Masse molaire			Vaccum po. Hg	Température		
					Cheminée	Compteur		O ₂ (%v)	CO ₂ (%v)	CO (ppmv)		Sonde (°F)	Filtre (°F)	Trappe/Filtre (°F)
			Entrée	Sortie	Orifice			O ₂ (%v)	CO ₂ (%v)	CO (ppmv)				
2	1	5	6,11	0,63	60	60	5,28	10,2	8,1	4	-5	250	248	46
	2		6,10	0,67	60	60	8,25	10,2	8,1	4	-5		245	46
	3		6,11	0,63	60	60	14,05	10,2	8,1	4	-5		247	46
	4		6,11	0,63	60	60	17,03	10,2	8,2	4	-5		248	46
	5		6,10	0,57	60	60	15,86	10,2	8,2	4	-5		248	47
	6		6,05	0,51	60	60	22,55	10,4	8,0	4	-5		248	47
	7		6,09	0,57	62	62	25,29	10,4	8,0	4	-5		251	45
	8		6,11	0,63	62	62	28,26	10,4	8,0	4	-5		252	45
	9		6,10	0,57	62	62	31,07	10,6	7,8	4	-5		250	45
	10		6,10	0,53	62	62	33,86	10,6	7,8	4	-5		251	45
	11		6,10	0,57	62	62	36,67	10,6	7,8	4	-5		251	44
	12		6,09	0,51	63	63	39,38	10,5	7,9	4	-5		250	44
	13		6,09	0,52	63	63	42,08	10,5	7,9	4	-5		255	44
	14		6,09	0,52	63	63	44,78	10,5	7,9	4	-5		249	44
	15		6,09	0,52	63	63	47,48	10,5	7,9	4	-5		248	44
	16		6,09	0,52	63	63	50,17	10,5	7,9	4	-5		245	44
	17		6,08	0,46	63	63	52,68	10,5	8,0	4	-5		253	44
	18		6,07	0,40	63	63	55,08	10,5	8,0	4	-5		254	43
	19		6,07	0,40	63	63	57,45	10,5	8,0	4	-5		248	43
	20		6,08	0,46	63	63	60,04	10,5	8,0	4	-5		250	44

TDF Initial Débit (pi³/min):

TDF Final Débit (pi³/min):

REMARQUES : O₂/CO₂ - Utiliser le formulaire de gaz en continu pour calibration des appareils.

Pression (inhg) : Volume ini (pi³) : Fuite Pitot (AP) :

Pression (inhg) : Volume ini (pi³) : Volume (pi³) :

Volume fin (pi³) : Volume fin (pi³) : Volume (pi³) :

TECHNICIEN : EL

Décontamination avant essai et détermination de l'humidité recueillie - USEPA 29

Compagnie : <i>AEM DELIADIS</i>	Projet : <i>23-7673</i>	# du filtre:
Source : <i>INCINERATOR</i>	Essai : <i>ME-E2</i>	# Cold Box: <i>ME-14</i>
Échantillonnée le : <i>20-09-2023</i>	Date de l'assemblage : <i>29-09-2023</i>	Heure : <i>16h16</i>

Décontamination avant essai de la buse et de la sonde

Item	Remarques	Brosser acétone	Rincer 3x HNO ₃ 10 %	Rincer 3x eau démin.	Rincer 3x Acétone
Buse et liner de verre		<i>✓</i>	<i>✓</i>	<i>✓</i>	<i>✓</i>
Vérification de la buse et sondes d'échantillonnage à conserver :				OUI	NON

Décontamination avant essai du train

Item	Remarques	Brosser acétone (si nécessaire)	Rincer 3x HNO ₃ 10 %	Rincer 3x eau démin.	Rincer 3x Acétone
du by-pass au barboteur 6		<i>✓</i>	<i>✓</i>	<i>✓</i>	<i>✓</i>
Vérification du train d'échantillonnage à conserver :				OUI	NON

Remarques :

Volume d'eau recueilli (g)

ITEM #	PIÈCES	CONTENU	POIDS		
			APRÈS	AVANT	TOTAL
			<i>1544</i>		
1	Barboteur 1 - GS mod	VIDE (optionnel) OU CMM H ₂ O déminéralisée (100 ml)	<i>873,4</i>	<i>636,9</i>	<i>H₂O</i>
2	Barboteur 2 - GS mod	HNO ₃ 5% / H ₂ O ₂ 10% (100 ml)	<i>568,1</i>	<i>576,4</i>	<i>VIDE</i>
3	Barboteur 3 - GS	HNO ₃ 5% / H ₂ O ₂ 10% (100 ml)	<i>742,7</i>	<i>736,6</i>	<i>H₂O₂ / H₂O</i>
4	Barboteur 4 - GS mod	VIDE (normalement) <i>Si présence de liquide, ajouter aux BB1,2 et 3</i>	<i>632,7</i>	<i>632,3</i>	<i>H₂O₂ / H₂O</i>
5	Barboteur 5 - GS mod	KMnO ₄ 4% / H ₂ SO ₄ 10% (100 ml) recouvert d'aluminium	<i>528,6</i>	<i>528,4</i>	<i>VIDE</i>
6	Barboteur 6 - GS mod	KMnO ₄ 4% / H ₂ SO ₄ 10% (100 ml) recouvert d'aluminium	<i>658,7</i>	<i>659,2</i>	<i>KMnO₄</i>
7	Contenant de dessiccant	GEL DE SILICE	<i>739,7</i>	<i>740,0</i>	<i>KMnO₄</i>
TOTAL :			<i>2051,0</i>	<i>2034,0</i>	<i>cert silice</i>

Particules totales (g)

# FILTRE QUARTZ	POIDS (g)	REMARQUES
<i>Q25-76-21</i>	<i>0,5225</i>	

Lots des produits utilisés

Produits	# LOT
Acétone ACS	
Solution d'acide nitrique (HNO ₃) 10%	
Solution d'acide nitrique (HNO ₃) 0.1N	
Solution d'acide sulfurique (H ₂ SO ₄) 10%	
Solution d'acide chlorhydrique (HCl) 8N	
Permanganate de potassium (KMnO ₄)	
Solution H ₂ O ₂ 10% / HNO ₃ 5%	

Remarques :

Technicien : *O.S.*

Tré - N° 12

Document : F ECH 12

Révision N° : 12

Page : 2 de 2

Récupération finale du dispositif de prélèvement MÉTAUX USEPA 29

Date de récupération : <i>SAM 30 SEP 1</i>	Heure de récupération : <i>18h43</i>
Pesée des barboteurs pour l'humidité : <input checked="" type="checkbox"/>	Nettoyage de l'extérieur des différentes pièces : <input checked="" type="checkbox"/>
Conditionnement des contenants de récupération : <input checked="" type="checkbox"/>	

Contenant 1 - Récupération du filtre (Séparateur principal)

Mettre le filtre dans un pétri propre et scellé (pince en polyéthylène ou teflon)

Contenants 2 et 3 - Récupération de la buse et de la sonde

Items	Remarques	Brosser 100 ml Acétone	Rincer 100 ml HNO ₃ 0.1N	Niveau
de la buse à la partie avant du porte-filtre		<input checked="" type="checkbox"/>	<input checked="" type="checkbox"/>	<input checked="" type="checkbox"/>

Contenant 4 - Récupération de la partie arrière du porte-filtre aux barboteurs métaux (Barb. 1, 2, 3)

Items	Remarques	Rincer 100 mL HNO ₃ 0.1N	Niveau	Volume (mL)
de la partie arrière du porte-filtre aux barboteurs métaux (Barb. 1, 2, 3)		<input checked="" type="checkbox"/>	<input checked="" type="checkbox"/>	<i>200 ml</i>

Contenant 5 - Récupération barboteurs 4 seul. Si présence de liquide, ajouter aux barboteurs 1, 2, 3

Items	Remarques	Rincer 100 ml HNO ₃ 0.1N	Niveau	Volume (mL)
barboteur 4		<input checked="" type="checkbox"/>	<input checked="" type="checkbox"/>	<i>100 ml</i>

Contenant 6 - Récupération barboteurs 5 et 6 (KMnO₄)

Items	Remarques	Rincer 100 ml KMnO ₄ /H ₂ SO ₄	Rincer 100 ml eau	Niveau	Volume (mL)
du barboteur 5 au barboteur 6 (pot de verre ambré)		<input checked="" type="checkbox"/>	<input checked="" type="checkbox"/>	<input checked="" type="checkbox"/>	<i>350 ml</i>

Contenant 7 - Récupération barboteurs 5 et 6 (KMnO₄) avec HCl 8N

Items	Remarques	200 mL H ₂ O dans bouteille récup. Rincer 25 mL HCl 8N	Niveau	Volume (mL)
du barboteur 5 au barboteur 6		<input checked="" type="checkbox"/>	<input checked="" type="checkbox"/>	<i>230 ml</i>

Remarques :

BB(2) HCl → 445 ml 16h24
BB(234) - HCl → 290 ml

Blancs :

100 mL Acétone	
300 mL HNO ₃ 0.1N	
100 mL H ₂ O	
200 mL Solution H ₂ O ₂ 10% / HNO ₃ 5%	
100 mL KMnO ₄ 4% / H ₂ SO ₄ 10%	
200 mL H ₂ O + 25 mL HCl 8N	
Filtre Quartz	

Pour la demande d'analyse, voici les échantillons :

- 1a - Métaux sur contenants 1 + 2 + 3
- 1b - Hg sur contenants 1 + 2 + 3
- 2a - Métaux sur contenant 4
- 2b - Hg sur contenant 4
- 3a - Hg sur contenant 5
- 3b - Hg sur contenant 6
- 3c - Hg sur contenant 7

Technicien :

O.S.

Document : F ECH 11

Révision N° : 6

Page : 1 de 1

Partie B : Décontamination initiale Barboteurs - Métaux USEPA 29

Compagnie : _____ # du Cold box : **62**

Source : _____ # du filtre : _____

Échantillonnée le : _____ Date décontamination : _____ Heure : _____

Identification des pièces seulement si nécessaire.

Décontamination		Rinçage Eau	Eau + Savon	Eau	Rincer H ₂ O démin.	Trempier HNO ₃ 10 %	Rincer H ₂ O démin.	Rincer Acétone
Item (dans l'ordre)	#	Remarques						
S (bas cloche - barb.)			1 x	3 x	3 x	4 hres	3 x	3 x
Barboteur 1								
Barboteur 2								
Barboteur 3								
Barboteur 4 (si applicable)								
Barboteur 5 (si Hg)								
Barboteur 6 (si Hg)								
Coudes (5 ou...)								

Vérification initiale de la verrerie du train d'échantillonnage et conserver le dernier rinçage à l'acétone si nécessaire.

N.B. Joint d'étanchéité à réaliser avec du tape de téflon si absence de O-ring

Commentaires :

MSD

Date : **02-08-2023**

Endroit : **P.C**

Document : F ECH 09

Révision N° : 9

Page : 1 de 1

Usine : *AEM*
 Ville : *Melbourne*
 ID point d'émission : *Incineration*
 Diamètre : *37,5" 7,5"*
 Distance avant : *5D*
 Distance après : *2D*
 Date : *01 octobre 2023*
 Sonde N° : *03-06 Q-500*
 Cp : *0,739*
 Buse N° : *3R-504*
 Coef : *0,5023*
 P. Bar (po Hg) : *29,9*
 P. Stat. (po H₂O) : *-0,12*
 Module N° : *1* (C) / NC
 Kc : *1,020*
 Ko : *0,993*
 Niveau du manomètre : *✓*
 Zéro du manomètre : *✓*

Heure	Trav.	Point prélevé (min)	ΔP (po H ₂ O)	ΔH (po H ₂ O)	Températures (°F)		Orifice	Volume Prélevé (pi ³)	Massa molaire				Température			
					Cheminée	Compteur			O ₂ (%v)	CO ₂ (%v)	CO (ppmv)	po. Hg	Sonde (°F)	Filtre (°F)	Sortie (°F)	Trappe/Filtre (°F)
10h40	1	5	0,04	0,26	1354	60	52	60,61	9,1	9,0	10	-2	250	255	43	
	1		0,04	0,26	1370		53	62,62	9,1	9,0	10	-2		250	42	
	3		0,04	0,25	1400		52	64,56	11,1	6,8	7	-2		254	42	
	4		0,05	0,31	1435		52	68,53	11,6	6,8	7	-2		253	42	
	5		0,05	0,30	1476		52	70,67	11,7	7,3	11	-4		253	41	
	6		0,07	0,42	1498		52	73,15	11,7	7,3	11	-4		249	41	
	7		0,08	0,47	1523		53	75,76	11,7	7,3	11	-4		257	41	
	8		0,07	0,41	1550		53	78,18	11,2	7,1	6	-4		244	41	
	9		0,08	0,47	1555		53	80,38	11,2	7,1	6	-4		259	46	
	10		0,08	0,46	1572		53	83,33	11,4	7,3	6	-4		253	41	
	11		0,08	0,40	1579		53	85,79	11,4	7,3	6	-4		247	40	
	12		0,07	0,40	1588		54	88,20	11,4	7,3	6	-4		246	40	
	13		0,07	0,40	1590		54	90,53	11,4	7,3	6	-4		245	40	
	14		0,07	0,40	1601		55	92,93	11,4	7,3	6	-4		248	40	
	15		0,08	0,46	1599		55	95,49	11,4	7,3	6	-4		252	40	
	16		0,08	0,46	1604		55	98,04	11,4	7,3	6	-4		216	39	
	17		0,08	0,46	1606		56	100,58	11,4	7,3	6	-4		246	39	
	18		0,08	0,46	1615		56	103,12	11,4	7,3	6	-4		253	39	
	19		0,08	0,46	1613		58	105,68	11,4	7,3	6	-4		254	39	
	20		0,08	0,46	1617		58	108,23	11,4	7,3	6	-4				

TDF Initial Débit (pi³/min): _____ Pression (inHg) : _____ Volume fin (pi³) : _____ Fuite Pitot (ΔP) : *✓*

TDF Final Débit (pi³/min): _____ Pression (inHg) : _____ Volume fin (pi³) : _____

REMARQUES : *O₂/CO₂ - Utiliser le formulaire de gaz en continu pour calibration des appareils.*

** On s'aperçoit que le cordon de continue est bouché*

TECHNICIEN : *EL*

Usine : AEM
 Ville : Melrose
 ID point d'émission : Invention
 Diamètre : 33,52" 7,35"
 Distance avant : 5D
 Distance après : 2D
 Date : 01 octobre 2023
 P. Bar (po Hg) : 29,9
 P. Stat. (po H₂O) : -0,12
 Sonde N° : Q-500
 Cp : 0,739
 Buse N° : 32 - 504
 Coef : 0,5023
 Module N° : 1 (C) / NC
 Kc : 1,070
 Ko : 0,993
 Distance P-T-B : V
 Niveau du manomètre : V
 Zéro du manomètre : V

Heure	Trav.	Point prélev. (min)	ΔP (po H ₂ O)	ΔH (po H ₂ O)	Températures (°F)		Cheminée	Orifice	Volume Prélevé (pi ³)	Masse molaire			Température			
					Entrée	Sortie				O ₂ (%v)	CO ₂ (%v)	CO (ppmv)	po. Hg	Sonde (°F)	Filtre (°F)	Sortie (°F)
12h20	2	1	0,07	0,46	60	60	1627	57	8,25				-5	250	254	39
		2	0,05	0,51			1621	57	10,75				-5		261	39
		3	0,08	0,45			1627	57	13,38				-5		242	39
		4	0,08	0,45			1626	57	16,00				-5		249	40
		5	0,05	0,51			1631	57	18,52				-5		251	40
		6	0,05	0,51			1630	57	21,15				-5		248	40
		7	0,08	0,45			1643	57	23,80				-5		251	40
		8	0,09	0,51			1638	57	26,31				-5		252	40
		9	0,04	0,51			1646	57	29,01				-5		253	39
		10	0,05	0,45			1645	58	31,69				-5		248	39
		11	0,08	0,45			1649	59	34,20				-5		243	40
		12	0,08	0,45			1645	59	36,71				-5		244	40
		13	0,05	0,51			1646	60	39,21				-5		239	40
		14	0,08	0,45			1658	60	41,90				-5		230	40
		15	0,08	0,45			1652	60	44,41				-6		247	40
		16	0,08	0,45			1646	60	46,91				-6		264	40
		17	0,08	0,45			1655	61	49,41				-6		263	41
		18	0,07	0,40			1645	61	51,92				-6		246	41
		19	0,08	0,45			1644	61	54,43				-6		240	40
		20	0,08	0,45			1658	61	56,93				-6		249	40
									59,29							

TDF Initial Débit (pi³/min) : _____ Pression (inHg) : _____ Volume fin (pi³) : _____ Fuite Pitot (ΔP) :

TDF Final Débit (pi³/min) : _____ Pression (inHg) : _____ Volume fin (pi³) : _____

REMARQUES : O₂/CO₂ - Utiliser le formulaire de gaz en continu pour calibration des appareils.

* 13h30 de l'horbe est débranché

TECHNICIEN : [Signature]

Inc-ME-E3

Décontamination avant essai et détermination de l'humidité recueillie - USEPA 29

Compagnie : <i>AEM WELANDS</i>	Projet : <i>88-7693</i>	# du filtre:
Source : <i>INCINERATOR</i>	Essai :	# Cold Box: <i>ME-19</i>
Échantillonnée le : <i>10-10</i>	Date de l'assemblage : <i>30-09</i>	Heure : <i>16h30</i>

Décontamination avant essai de la buse et de la sonde

Item	Remarques	Brosser acétone	Rincer 3x HNO ₃ 10 %	Rincer 3x eau démin.	Rincer 3x Acétone
Buse et liner de verre		<i>✓</i>	<i>✓</i>	<i>✓</i>	<i>✓</i>
Vérification de la buse et sondes d'échantillonnage à conserver :				OUI	NON

Décontamination avant essai du train

Item	Remarques	Brosser acétone (si nécessaire)	Rincer 3x HNO ₃ 10 %	Rincer 3x eau démin.	Rincer 3x Acétone
du by-pass au barboteur 6		<i>✓</i>	<i>✓</i>	<i>✓</i>	<i>✓</i>
Vérification du train d'échantillonnage à conserver :				OUI	NON

Remarques :

14458

Volume d'eau recueilli (g)

ITEM #	PIÈCES	CONTENU	POIDS		
			APRÈS	AVANT	TOTAL
1	Barboteur 1 - GS mod	VIDE (optionnel) OU CMM H ₂ O déminéralisée (100 ml)	<i>806,4</i>	<i>639,3</i>	<i>H₂O</i>
2	Barboteur 2 - GS mod	HNO ₃ 5% / H ₂ O ₂ 10% (100 ml)	<i>581,7</i>	<i>500,0</i>	<i>VIDE</i>
3	Barboteur 3 - GS	HNO ₃ 5% / H ₂ O ₂ 10% (100 ml)	<i>609,2</i>	<i>660,5</i>	<i>HNO₃ / H₂O₂</i>
4	Barboteur 4 - GS mod	VIDE (normalement) <i>Si présence de liquide, ajouter aux BB1,2 et 3</i>	<i>615,0</i>	<i>614,9</i>	<i>HNO₃ / H₂O₂</i>
5	Barboteur 5 - GS mod	KMnO ₄ 4% / H ₂ SO ₄ 10% (100 ml) recouvert d'aluminium	<i>520,9</i>	<i>520,7</i>	<i>VIDE</i>
6	Barboteur 6 - GS mod	KMnO ₄ 4% / H ₂ SO ₄ 10% (100 ml) recouvert d'aluminium	<i>649,0</i>	<i>650,0</i>	<i>KMnO₄</i>
7	Contenant de dessiccant	GEL DE SILICE	<i>591,7</i>	<i>592,0</i>	<i>KMnO₄</i>
TOTAL :			<i>2066,4</i>	<i>2050,7</i>	<i>GEL</i>

Particules totales (g)

# FILTRE QUARTZ	POIDS (g)	REMARQUES
<i>025-76-22</i>	<i>0,5223</i>	

Lots des produits utilisés

Produits	# LOT
Acétone ACS	<i>62090</i>
Solution d'acide nitrique (HNO ₃) 10%	<i>322 270</i>
Solution d'acide nitrique (HNO ₃) 0.1N	<i>322 270</i>
Solution d'acide sulfurique (H ₂ SO ₄) 10%	<i>225 894</i>
Solution d'acide chlorhydrique (HCl) 8N	<i>62297</i>
Permanganate de potassium (KMnO ₄)	<i>L0222</i>
Solution H ₂ O ₂ 10% / HNO ₃ 5%	<i>63037312 / 322270</i>

Remarques :

Technicien : *EL*

Récupération finale du dispositif de prélèvement MÉTAUX USEPA 29

Date de récupération : *1-10-2023* Heure de récupération : *15h02*

Pesée des barboteurs pour l'humidité : Nettoyage de l'extérieur des différentes pièces :

Conditionnement des contenants de récupération :

Contenant 1 - Récupération du filtre (Séparateur principal)

Mettre le filtre dans un pétri propre et scellé (pince en polyéthylène ou teflon)

Contenants 2 et 3 - Récupération de la buse et de la sonde

Items	Remarques	Brosser 100 ml Acétone	Rincer 100 ml HNO ₃ 0,1N	Niveau
de la buse à la partie avant du porte-filtre		<input checked="" type="checkbox"/>	<input checked="" type="checkbox"/>	<input checked="" type="checkbox"/>

Contenant 4 - Récupération de la partie arrière du porte-filtre aux barboteurs métaux (Barb. 1, 2, 3)

Items	Remarques	Rincer 100 mL HNO ₃ 0.1N	Niveau	Volume (mL)
de la partie arrière du porte-filtre aux barboteurs métaux (Barb. 1, 2, 3)		<input checked="" type="checkbox"/>	<input checked="" type="checkbox"/>	<i>300 ml</i>

Contenant 5 - Récupération barboteurs 4 seul. Si présence de liquide, ajouter aux barboteurs 1, 2, 3

Items	Remarques	Rincer 100 ml HNO ₃ 0.1N	Niveau	Volume (mL)
barboteur 4		<input checked="" type="checkbox"/>	<input checked="" type="checkbox"/>	<i>100 ml</i>

Contenant 6 - Récupération barboteurs 5 et 6 (KMnO₄)

Items	Remarques	Rincer 100 ml KMnO ₄ /H ₂ SO ₄	Rincer 100 ml eau	Niveau	Volume (mL)
du barboteur 5 au barboteur 6 (pot de verre ambré)		<input checked="" type="checkbox"/>	<input checked="" type="checkbox"/>	<input checked="" type="checkbox"/>	<i>350 ml</i>

Contenant 7 - Récupération barboteurs 5 et 6 (KMnO₄) avec HCl 8N

Items	Remarques	200 mL H ₂ O dans bouteille récup. Rincer 25 mL HCl 8N	Niveau	Volume (mL)
du barboteur 5 au barboteur 6		<input checked="" type="checkbox"/>	<input checked="" type="checkbox"/>	<i>225 ml</i>

Remarques :

BB(12) HCl-E3 → 440 ml
BB(34) - HNO₃ → 300 ml
Bl - HCl - Bl H₂O → 200 ml

Blancs :

200 mL Acétone	<i>Bl-ME-Bl-Acétone</i>	<i>200 ml</i>
200 mL HNO ₃ 0.1N	<i>Bl-ME-Bl-HNO₃ 0,1N</i>	<i>250 ml</i>
200 mL H ₂ O	<i>Bl-ME-Bl-H₂O</i>	<i>200 ml</i>
200 mL Solution H ₂ O ₂ 10% / HNO ₃ 5%	<i>Bl-ME-Bl-H₂O₂ / HNO₃</i>	<i>200 ml</i>
100 mL KMnO ₄ 4% / H ₂ SO ₄ 10%	<i>Bl-ME-Bl-KMnO₄</i>	<i>100 ml</i>
200 mL H ₂ O + 25 mL HCl 8N	<i>Bl-ME-Bl-HCl 8N</i>	<i>225 ml</i>
Filtre Quartz	<i>Bl-ME-Bl-Filtre</i>	<i>0,5221 g</i>

Pour la demande d'analyse, voici les échantillons :

- 1a - Métaux sur contenants 1 + 2 + 3
- 1b - Hg sur contenants 1 + 2 + 3
- 2a - Métaux sur contenant 4
- 2b - Hg sur contenant 4
- 3a - Hg sur contenant 5
- 3b - Hg sur contenant 6
- 3c - Hg sur contenant 7

Technicien :

C.J.

Partie B : Décontamination initiale Barboteurs - Métaux USEPA 29

Compagnie : _____ # du Cold box : Mez

Source : _____ # du filtre : _____

Échantillonnée le : _____ Date décontamination : _____ Heure : _____

Identification des pièces seulement si nécessaire.

Décontamination		Rinçage Eau	Eau + Savon	Eau	Rincer H ₂ O démin.	Tremper HNO ₃ 10 %	Rincer H ₂ O démin.	Rincer Acétone
Item (dans l'ordre)	#	Remarques						
S (bas cloche - barb.)			1 x	3 x	3 x	4 hres	3 x	3 x
Barboteur 1			✓	✓	✓	✓	✓	✓
Barboteur 2			✓	✓	✓	✓	✓	✓
Barboteur 3			✓	✓	✓	✓	✓	✓
Barboteur 4 (si applicable)			✓	✓	✓	✓	✓	✓
Barboteur 5 (si Hg)			✓	✓	✓	✓	✓	✓
Barboteur 6 (si Hg)			✓	✓	✓	✓	✓	✓
Coudes (5 ou...)								

Vérification initiale de la verrerie du train d'échantillonnage et conserver le dernier rinçage à l'acétone si nécessaire.

N.B. Joint d'étanchéité à réaliser avec du tape de téflon si absence de O-ring

Commentaires :

ASO

Date : ~~02~~ - 08 - 2023

Endroit : G.C

Document : F ECH 03

Révision N° : 6

Page : 1 de 1

INFORMATIONS DE BASE

Compagnie : AEM Source : Incinérateur # Projet : 7693

Ville : Melun Date : 28 septembre 2023

VÉRIFICATION DES MODULES AVEC ORIFICES CRITIQUES

POMPE : PRESSION BAROMÉTRIQUE (in Hg) : INITIAL 29,90 FINAL 29,90

KIT CALIB : 2

MODULE : 1 Gamma (Kc) : 1,020

6/1 NC

#ORIFICE	#ESSAI	K'		TEST VACUUM (in Hg)	DURÉE (min)	DGM ΔH (in H ₂ O)
		(moy)				
2-1	1	0,3920	-16	15	0,9	
2-1	2	0,3920	-16	15	0,9	
2-1	3	0,3920	-16	17	0,9	

COMPTEUR VOLUME (pi ³)			
AMBIANT INITIAL	COMPTEUR IN INITIAL	COMPTEUR OUT INITIAL	AMBIANT FINAL
22,16	29,33	62	73
29,33	26,53	66	74
36,53		68	74

TEMPÉRATURES °F					
AMBIANT INITIAL	COMPTEUR IN INITIAL	COMPTEUR OUT INITIAL	AMBIANT FINAL	COMPTEUR IN FINAL	COMPTEUR OUT FINAL
67	62	69	73	60	62
73	69	72	74	62	66
74	72	78	74	66	68

Commentaires :

Respect de l'écart de 5 % du Kc :

3,5 Technicien : [Signature]

Formulaire
« Données de prélèvement manuel »

23-7693
Code d'essai : *SSV-Inc-EI*

Document : F ECH 09

Révision N° : 9

Page : 1 de 1

Usine : *AEM*
 Ville : *Melchidine*
 ID point d'émission : *Incinérateur*
 Diamètre : *33,57" 7,5"*
 Distance avant : *5D*
 Distance après : *2D*

Date : *29 septembre 2023*
 P. Bar (po Hg) : *29,90*
 P. Stat. (po H₂O) : *0,12*
 Module N° : *8* / NC
 Kc : *0,994*
 Ko : *1,027*
 Distance P-T-B :

Niveau du manomètre :
 Zéro du manomètre :

Heure	Trav.	Point prélev. (min)	ΔP (po H ₂ O)	ΔH (po H ₂ O)	Températures (°F)		Orifice	Volume Prélevé (pl ³)	Masse molaire			Vaccum po. Hg	Température			
					Cheminée	Compteur			Entrée	Sortie	O ₂ (%v)		CO ₂ (%v)	CO (ppmv)	Sonde (°F)	Filtre (°F)
10h20	1	5	0,03	0,25	121	60	36	73,18	11	7,2	26	-2	250	247	42	48
	2		0,03	0,24	148		55	75,00	9,9	7,2	16	-2	250	250	41	47
	3		0,03	0,23	159		55	76,95	16,9	7,2	7	-2	250	252	41	47
	4		0,03	0,22	130,5		55	78,92	16,9	8,0	6	-2	250	251	41	47
	5		0,04	0,20	138,3		55	80,86	10	8,1	4	-3	250	249	41	47
	6		0,06	0,40	144,0		55	83,00	8,4	9,1	4	-3	250	248	42	46
	7		0,05	0,34	147,8		56	85,15	8,4	9,6	4	-3	250	252	42	46
	8		0,07	0,47	150,6		56	87,63	8,4	9,6	4	-3	250	249	42	47
	9		0,07	0,49	155,0		55	90,80	8,4	9,6	4	-4	250	250	41	47
	10		0,07	0,45	157,3		57	92,85	8,4	9,6	4	-5	250	251	41	46
	11		0,07	0,45	158,5		57	95,52	8,4	9,6	4	-5	250	254	40	47
	12		0,07	0,45	159,0		57	98,17	8,4	9,6	4	-5	250	256	40	46
	13		0,07	0,44	159,0		58	100,81	8,4	9,6	4	-5	250	244	40	46
	14		0,07	0,44	158,6		58	103,46	8,4	9,6	4	-5	250	253	41	46
	15		0,07	0,58	159,6		58	106,42	9,3	8,9	4	-5	250	251	41	46
	16		0,07	0,51	160,2		58	109,22	9,1	8,7	4	-5	250	248	41	46
	17		0,07	0,59	154,9		58	112,20	9,1	8,7	4	-5	250	245	42	45
	18		0,07	0,61	147,1		58	115,75	9,1	8,7	4	-5	250	248	42	45
	19		0,07	0,57	160,4		58	118,16	9,1	8,7	4	-5	250	245	42	45
	20		0,07	0,57	161,4		59	121,10	9,1	8,7	4	-5	250	246	43	46
			0,08	0,51	167,2		59	123,92	9,1	8,7	4	-5	250	245	42	45

TDF Initial Débit (pl³/min): _____
 TDF Final Débit (pl³/min): _____
 Pression (Inhg) : _____
 Pression (Inhg) : _____
 Volume Inl (pl³) : _____
 Volume Inl (pl³) : _____
 Volume fin (pl³) : _____
 Volume fin (pl³) : _____
 Fuite Pitot (ΔP) : _____

REMARQUES : *O₂/CO₂ - Utiliser le formulaire de gaz en continu pour calibration des appareils.*

TECHNICIEN : *EL*

Document : F ECH 09

Révision N° : 9

Page : 1 de 1

Usine : AE M
 Ville : Melindine
 ID point d'émission : Trimmerator
 Diamètre : 32,52" 7,75"
 Distance avant : 5D
 Distance après : 2D
 Date : 29 septembre 2023
 Sonde N° : 03-08 a-500
 Cp : 0,755
 Buse N° : 3A-507
 Coef : 0,5093
 P. Bar (po Hg) : 29,90
 P. Stat. (po H₂O) : -0,12
 Module N° : 8 © / NC
 Kc : 0,994
 Ko : 1,027
 Distance P-T-B : V
 Niveau du manomètre : V
 Zéro du manomètre : V

Heure	Trav.	Point prélev. (min)	ΔP (po H ₂ O)	ΔH (po H ₂ O)	Températures (°F)		Orifice	Volume Prélevé (pi ³)	Masse molaire			Vaccum po. Hg	Température			
					Cheminée	Compteur			Entrée	Sortie	O ₂ (%v)		CO ₂ (%v)	CO (ppmv)	Sonde (°F)	Filtre (°F)
		1	0,08	0,50	1636	60	59	123,92	9,8	8,4	4	-5	250	251	45	42
		2	0,09	0,57	1636		59	126,75	9,8	8,4	4	-5		253	45	43
		3	0,08	0,50	1636		59	129,65	9,8	8,4	4	-5		252	44	41
		4	0,08	0,50	1636		59	132,36	9,8	8,4	4	-5		245	45	41
		5	0,08	0,50	1636		59	135,20	9,8	8,4	4	-5		248	45	41
		6	0,08	0,50	1636		60	138,05	10,1	7,8	4	-5		255	44	42
		7	0,07	0,44	1639		60	140,76	10,1	7,8	4	-5		250	45	42
		8	0,07	0,44	1634		60	143,40	10,1	8,1	4	-5		248	45	42
		9	0,07	0,44	1639		61	146,01	10,1	8,1	4	-5		249	45	42
		10	0,07	0,44	1628		61	148,61	10,1	8,1	4	-5		250	46	42
		11	0,06	0,38	1631		61	151,24	10,1	8,1	4	-5		250	46	42
		12	0,07	0,44	1630		62	153,65	10,1	8,1	4	-5		246	45	41
		13	0,06	0,38	1632		62	156,22	10,1	8,1	4	-5		251	45	41
		14	0,07	0,44	1627		62	158,66	10,1	8,1	4	-5		256	44	41
		15	0,07	0,44	1623		63	161,24	10,1	8,1	4	-5		254	44	41
		16	0,07	0,44	1628		63	163,91	10,1	8,1	4	-5		245	45	41
		17	0,06	0,38	1626		64	166,57	10,3	8,0	4	-5		247	44	42
		18	0,07	0,44	1628		64	169,04	10,3	8,0	4	-5		258	44	41
		19	0,07	0,44	1628		65	171,70	10,3	8,0	4	-5		253	45	41
		20	0,07	0,44	1629		65	174,35	10,3	8,0	4	-5		252	45	41
		13,640						176,97	10,3	8,0	4	-5				

TDF Initial Débit (pi³/min): _____
 TDF Final Débit (pi³/min): _____
 Pression (inHg) : _____
 Pression (inHg) : _____
 Volume fin (pi³) : _____
 Volume fin (pi³) : _____
 Fuite Pitot (ΔP) : _____

REMARQUES : O₂/CO₂ - Utiliser le formulaire de gaz en continu pour calibration des appareils.

TECHNICIEN : EL

Document : F ECH 07

Révision N° : 6

Page : 1 de 2

CODE DE L'ESSAI :
Trace COSV - B1
Vérification avant essai et montage du dispositif de prélèvement - COSV (SPE 1/RM/2)

Compagnie : <i>AEM</i>	Projet : <i>23-7833</i>	# Ensemble de verrerie : <i>20</i>
Source : <i>Trinegator</i>	Essai : <i>EL</i>	# Hot Box:
Date : <i>28 septembre 2023</i>	Heure : <i>14h45</i>	

1 - DÉCONTAMINATION & VÉRIFICATION AVANT ESSAI - BUSE ET SONDE

Item :	Remarques :	Brosse - DHA	HA
		3x Ch.	3x Ch.
Buse et sonde		<i>✓</i>	
Vérification de la buse et sondes d'échantillonnage à conserver :		OUI	NON

2 - VÉRIFICATION AVANT ESSAI - TRAIN

Item :	Remarques :	HA
		3x Ch.
Train		<i>✓</i>
Vérification de la verrerie du train d'échantillonnage à conserver :		OUI

3 - VOLUME D'EAU RECUEILLIE

ITEM #	PIÈCE	CONTENU	POIDS (g)		
			APRÈS	AVANT	TOTAL
1	Condenseur (réfrigérant)	VIDE			
2	Trappe de résine *	XAD-2	<i>146,8</i>	<i>136,3</i>	
3	Trappe à condensat	VIDE	<i>584,3</i>	<i>374,3</i>	
4	Barboteur Greenburg-Smith	ÉTHYLÈNE GLYCOL (100-150 mL)	<i>606,2</i>	<i>605,9</i>	
5	Barboteur modifié	VIDE	<i>537,3</i>	<i>536,9</i>	
6	Contenant de dessiccant	GEL DE SILICE	<i>1805,9</i>	<i>1782,7</i>	
TOTAL					

* : Recouvrir de papier d'aluminium après la prépesée, et retirer avant la pesée après essai.

REMARQUES :

4 - LOTS DES SOLVANTS UTILISÉS

SOLVANTS	# LOT
Dichlorométhane (grade optima)	
Hexane (grade optima)	
Acétone (grade optima)	
Éthylène glycol	
Eau HPLC	
Résine XAD-2	
Vérifié par :	Date :
	Endroit :

**Formulaire
« Détermination des COSV »**

Document : F ECH 07

Révision N° : 6

Page : 2 de 2

CODE DE L'ESSAI :

Récupération finale du dispositif de prélèvement - COSV (SPE 1/RM/2)

Date de récupération : 29 septembre 2023. Heure de récupération : 15h

Nettoyage de l'extérieur des différentes pièces :

Conditionnement (HA) des contenants (verre ambré) de récupération

Contenant 1 - Buse-Sonde

Item :	Remarques :	Brosse HA	HA 3x Ch.	Niveau
Buse et Sonde		<input checked="" type="checkbox"/>	<input checked="" type="checkbox"/>	

Contenant 2 - Filtre

Filtre	Remarques :	Niveau
Filtre	Pétri scellé avec ruban de teflon - dans le papier d'aluminium	<input checked="" type="checkbox"/>

Contenant 3 - Récupération de la partie arrière du Porte-filtre au Condenseur (avant trappe)

Item :	Remarques :	Tremp. H-A 5 min. Ch.	HA 3x Ch.	Niveau
Avant trappe résine		<input checked="" type="checkbox"/>	<input checked="" type="checkbox"/>	<input checked="" type="checkbox"/>

Contenant 4 - Récupération de la Trappe de résine XAD-2

Trappe de résine XAD-2	Remarques :	Niveau
Trappe de résine XAD-2	Sceller avec ruban de teflon - enveloppé papier d'aluminium	<input checked="" type="checkbox"/>

Contenant 5 - Récupération de la Trappe à condensat au 1er Barboteur (eau)

Item (dans l'ordre) :	Remarques :	H ₂ O HPL C.3x	Niveau
Eau		<input checked="" type="checkbox"/>	<input checked="" type="checkbox"/>

Contenant 6 - Rinçage final de la partie arrière du Porte-filtre au dernier Barboteur

Item :	Remarques :	HA 3x Ch.	Niveau
Rinçage final		<input checked="" type="checkbox"/>	<input checked="" type="checkbox"/>

Les pots doivent être en verre ambré.

Remarques

Blancs :

Blanc de terrain (1x pour chaque 3 essais) - faire aspirer volume d'air équivalent à tous les tests de fuite	
Résine XAD-2 (environ 40g, 1 tube)	
Eau HPLC	
Éthylène Glycol	
Acétone	
Hexane	

Récupération par : EL Date : 29/09/2023 Endroit : Meliachine

Document : F ECH 06

Révision N° : 6

Page : 1 de 1

Partie A : Décontamination initiale du train - COSV (SPE 1/RM/2)

Compagnie :

Projet :

Date de la décontamination :

Heure : 20

Numéro de l'ensemble de verrerie (Train) :

Décontamination			Sol. RBS	Eau + Savon	Eau démin.	DHA	HA
Identifier les pièces de verre seulement si elles sont différentes de l'ensemble							
Item (dans l'ordre)	# pièce	Remarques / pièce	2 hrs	3x Rinç.	3x Rinç.	3x Ch.	3x Ch.
By pass			/	/	/	/	/
Cloche femelle			/	/	/	/	/
Support à filtre en téflon			/	/	/	/	/
Cloche mâle			/	/	/	/	/
Réfrigérant	Ref M-F						
Trappe de résine							
Trappe à condensat.			/	/	/	/	/
Grand L	L		/	/	/	/	/
Barboteur Greenburg-Smith			/	/	/	/	/
Coude			/	/	/	/	/
Barboteur Std			/	/	/	/	/
Coude (HAP)							
Barboteur Std (HAP)							
Pétri de verre							
Bouteilles de verre ambré							
Garnitures (Téflon + Aluminium)							

Nombre total de pièces

Code de décontamination (# Contenant) : 150-08/08/2023-COSV-20

Lot des Solvants :

Dichlorométhane (grade optima) : 15035A

Hexane (grade optima) : 2302462008

Acétone (grade optima) : 63032

Commentaires :

Décontaminé par : 150, YZ

Date : 08/08/2023

Endroit : Qc

Document : F.ECH.09

Révision N° : 9

Page : 1 de 1

Usine : AEM
 Ville : Melichina
 ID point d'émission : Triniscator
 Diamètre : 33,8" 7,35"
 Distance avant : 5D
 Distance après : 2D
 Date : 30 septembre 2023
 Sonde N° : 03-02 A-500
 Cp : 0,755
 Buse N° : 28-507
 Coef : 0,5093
 P. Bar (po Hg) : 29,96
 P. Stat. (po H₂O) : -0,12
 Module N° : 8
 Kc : 0,996
 Ko : 1,027
 Distance P-T-B : V
 Niveau du manomètre : ✓
 Zéro du manomètre : ✓

Heure	Trav.	Point prélev. (min)	ΔP (po H ₂ O)	ΔH (po H ₂ O)	Températures (°F)		Cheminée	Orifice	Volume Prélevé (pi ³)	Masse molaire			Température				
					Entrée	Sortie				O ₂ (%v)	CO ₂ (%v)	CO (ppmv)	po. Hg	Sonde (°F)	Filtre (°F)	Sortie (°F)	Trappe/Filtre (°F)
11:08	1	5	0,04	0,27	60	60	1387	80	27,40	11,4	7,0	16	-2	250	248	44	51
	2		0,05	0,37			1455	59	29,147	11,4	7,0	16	-2		245	44	50
	3		0,06	0,38			1458	59	24,11	9,9	7,0	16	-2		248	44	50
	4		0,06	0,38			1490	59	86,48	9,9	7,0	16	-2		250	44	50
	5		0,05	0,31			1507	59	88,67	9,9	7,0	16	-2		251	44	50
	6		0,07	0,45			1468	59	91,31	7,1	10,4	4	-3		245	44	50
	7		0,09	0,53			1526	59	34,26	7,1	10,4	4	-3		246	44	49
	8		0,08	0,49			1536	59	27,00	7,1	10,4	4	-3		247	44	49
	9		0,09	0,55			1552	59	27,00	9,0	9,0	3	-4		249	44	50
	10		0,09	0,55			1563	59	99,89	9,0	9,0	3	-4		249	44	50
	11		0,11	0,67			1563	60	102,80	9,0	9,0	3	-4		254	43	51
	12		0,11	0,67			1572	60	106,03	9,0	9,0	3	-5		253	43	51
	13		0,10	0,67			1580	60	109,24	9,5	8,8	4	-5		250	43	51
	14		0,14	0,80			1580	61	112,29	9,5	8,8	4	-6		255	43	50
	15		0,14	0,80			1589	61	115,91	9,5	8,8	4	-6		255	43	50
	16		0,13	0,78			1585	61	119,52	9,5	8,8	4	-6		251	43	50
	17		0,13	0,78			1603	61	122,98	9,5	8,8	4	-6		250	42	49
	18		0,13	0,78			1610	61	126,47	9,6	8,6	4	-6		248	42	49
	19		0,15	0,90			1606	62	129,96	9,6	8,6	4	-6		253	42	49
	20		0,14	0,83			1613	62	133,67	9,6	8,6	4	-6		252	42	49
									137,28	9,6	8,6	4	-6		256	42	49

TDF Initial Débit (pi³/min): _____ Volume fin (pi³): _____ Volume fin (pi³): _____ Fuite Pitot (ΔP):

TDF Final Débit (pi³/min): _____ Volume ini (pi³): _____ Volume ini (pi³): _____

REMARQUES : O₂/CO₂ - Utiliser le formulaire de gaz en continu pour calibration des appareils.

TECHNICIEN : [Signature]

27

Formulaire
« Données de prélèvement manuel »

23-7693
Code d'essai : COSU - Inc - E2

Document : F ECH 09

Révision N° : 9

Page : 1 de 1

Usine : AEM
 Ville : Melindine
 ID point d'émission : Incinerator
 Diamètre : 33,52" 7,75"
 Distance avant : 5D
 Distance après : 2D

Date : 30 septembre 2023
 Sonde N° : 08-08 4-500
 Cp : 0,755
 Buse N° : 36-507
 Coef : 0,5093

P. Bar (po Hg) : 29,90
 P. Stat. (po H₂O) : -0,12
 Module N° : 8
 Kc : 0,994
 Ko : 1,027
 Distance P-T-B : ✓

Niveau du manomètre : ✓
 Zéro du manomètre : ✓

Cold box :
 K : 23,75

Heure	Trav.	Point	Temps prélev. (min)	ΔP (po H ₂ O)	ΔH (po H ₂ O)	Températures (°F)		Orifice	Volume Prélevé (pi ³)	Masse molaire			Vaccum po. Hg	Température			
						Cheminée	Compteur			Entrée	Sortie	O ₂ (%)		CO ₂ (%)	CO (ppmv)	Sonde (°F)	Filtre (°F)
2	1		5	0,13	0,77	1615	60	62	37,28	10,2	8,1	4	-5	250	249	42	49
1	2			0,14	0,82	1619		62	40,71	10,2	8,1	4	-5		250	42	48
	3			0,13	0,77	1623		62	44,33	10,2	8,1	4	-5		250	42	48
	4			0,14	0,83	1626		62	47,79	10,2	8,1	4	-5		250	42	48
	5			0,11	0,65	1630		62	51,38	10,2	8,1	4	-5		250	42	48
	6			0,16	0,59	1624		63	54,62	10,4	8,0	4	-5		253	42	49
	7			0,11	0,65	1627		63	57,67	10,4	8,0	4	-5		256	43	49
	8			0,16	0,59	1628		63	60,72	10,4	8,0	4	-5		257	43	50
	9			0,11	0,65	1629		63	63,78	10,4	8,0	4	-5		245	43	49
	10			0,11	0,65	1630		63	66,99	10,5	8,0	4	-5		255	43	49
	11			0,10	0,59	1629		63	70,19	10,5	8,0	4	-5		243	43	48
	12			0,10	0,60	1622		64	73,19	10,6	7,8	4	-5		244	43	48
	13			0,19	0,54	1619		64	76,30	10,6	7,8	4	-5		243	42	48
	14			0,18	0,60	1618		65	79,40	10,6	7,8	4	-5		246	42	48
	15			0,08	0,48	1618		65	82,50	10,6	7,8	4	-5		248	42	47
	16			0,08	0,48	1628		65	85,60	10,6	7,8	4	-5		254	43	47
	17			0,08	0,48	1628		65	88,70	10,6	7,8	4	-5		255	43	48
	18			0,07	0,47	1610		65	91,80	10,6	7,8	4	-5		256	43	48
	19			0,07	0,47	1627		65	94,90	10,6	7,8	4	-5		257	44	47
	20			0,06	0,36	1631		65	98,00	10,6	7,8	4	-5		249	44	48

TDF Initial Débit (pi³/min):
 TDF Final Débit (pi³/min):
 REMARQUES : O₂/CO₂ - Utiliser le formulaire de gaz en continu pour calibration des appareils.

Pression (inHg) :
 Pression (inHg) :

Volume fin (pi³) :
 Volume fin (pi³) :

Fuite Pitot (ΔP) : ✓

TECHNICIEN : *EL*

Document : F ECH 07

Révision N° : 6

Page : 1 de 2

CODE DE L'ESSAI :

TSC-COSV-E2

Vérification avant essai et montage du dispositif de prélèvement - COSV (SPE 1/RM/2)

Compagnie : <i>AEM Meliadine</i>	Projet : <i>23-7693</i>	# Ensemble de verrerie : <i>15</i>
Source : <i>Incinerator</i>	Essai : <i>E2</i>	# Hot Box:
Date : <i>29 septembre 2023</i>	Heure : <i>15h30</i>	

1 - DÉCONTAMINATION & VÉRIFICATION AVANT ESSAI - BUSE ET SONDE

Item :	Remarques :	Brosse - DHA	HA
		3x Ch.	3x Ch.
Buse et sonde		✓	✓
Vérification de la buse et sondes d'échantillonnage à conserver :		OUI	NON

2 - VÉRIFICATION AVANT ESSAI - TRAIN

Item :	Remarques :	HA	
		3x Ch.	
Train		✓	
Vérification de la verrerie du train d'échantillonnage à conserver :		OUI	NON

3 - VOLUME D'EAU RECUEILLIE

ITEM #	PIÈCE	CONTENU	POIDS (g)		
			APRÈS	AVANT	TOTAL
1	Condenseur (réfrigérant)	VIDE			
2	Trappe de résine *	XAD-2	<i>155,0</i>	<i>144,2</i>	
3	Trappe à condensat	VIDE	<i>528,3</i>	<i>272,35</i>	
4	Barboteur Greenburg-Smith	ÉTHYLÈNE GLYCOL (100-150 mL)	<i>692,30</i>	<i>691,3</i>	
5	Barboteur modifié	VIDE	<i>531,8</i>	<i>532,4</i>	
6	Contenant de dessiccant	GEL DE SILICE	<i>1833,6</i>	<i>1805,8</i>	
TOTAL					

* : Recouvrir de papier d'aluminium après la prépesée, et retirer avant la pesée après essai.

REMARQUES :

4 - LOTS DES SOLVANTS UTILISÉS

SOLVANTS	# LOT
Dichlorométhane (grade optima)	
Hexane (grade optima)	
Acétone (grade optima)	
Éthylène glycol	
Eau HPLC	
Résine XAD-2	
Vérifié par :	Date : Endroit :

Formulaire « Détermination des COSV »

Document : F ECH 07

Révision N° : 6

Page : 2 de 2

CODE DE L'ESSAI :

Récupération finale du dispositif de prélèvement - COSV (SPE 1/RM/2)

Date de récupération :		Heure de récupération :		
Nettoyage de l'extérieur des différentes pièces :		✓		
Conditionnement (HA) des contenants (verre ambré) de récupération		✓		
Contenant 1 - Buse-Sonde				
Item :	Remarques :	Brosse HA	HA 3x Ch.	Niveau
Buse et Sonde		✓	✓	✓
Contenant 2 - Filtre				
Filtre	Pétri scellé avec ruban de teflon - dans le papier d'aluminium			✓
Contenant 3 - Récupération de la partie arrière du Porte-filtre au Condenseur (avant trappe)				
Item :	Remarques :	Temp. H-A 5 min. Ch.	HA 3x Ch.	Niveau
Avant trappe résine		✓	✓	✓
Contenant 4 - Récupération de la Trappe de résine XAD-2				
Trappe de résine XAD-2	Sceller avec ruban de teflon - enveloppé papier d'aluminium			✓
Contenant 5 - Récupération de la Trappe à condensat au 1er Barboteur (eau)				
Item (dans l'ordre) :	Remarques :	H ₂ O HPLC 3x	Niveau	
Eau		✓	✓	
Contenant 6 - Rinçage final de la partie arrière du Porte-filtre au dernier Barboteur				
Item :	Remarques :	HA 3x Ch.	Niveau	
Rinçage final		✓	✓	

Les pots doivent être en verre ambré.

Remarques

Blancs :

Blanc de terrain (1x pour chaque 3 essais) - faire aspirer volume d'air équivalent à tous les tests de fuite	
Résine XAD-2 (environ 40g, 1 tube)	
Eau HPLC	
Éthylène Glycol	
Acétone	
Hexane	
Récupération par :	Date :
	Endroit :

Partie A : Décontamination initiale du train - COSV (SPE 1/RM/2)

Compagnie :	# Projet :
Date de la décontamination :	Heure :

Numéro de l'ensemble de verrerie (Train) :

15

Décontamination	Sol. RBS	Eau + Savon	Eau démin.	DHA	HA
-----------------	-------------	----------------	---------------	-----	----

Identifier les pièces de verre seulement si elles sont différentes de l'ensemble

Item (dans l'ordre)	# pièce	Remarques / pièce	2 hrs	3x Rinç.	3x Rinç.	3x Ch.	3x Ch.
By pass			/	/	/	/	/
Cloche femelle			/	/	/	/	/
Support à filtre en téflon			/	/	/	/	/
Cloche mâle			/	/	/	/	/
Réfrigérant	Ref M-F		/	/	/	/	/
Trappe de résine							
Trappe à condensat			/	/	/	/	/
Grand L	L XXXX		/	/	/	/	/
Barboteur Greenburg-Smith			/	/	/	/	/
Coude			/	/	/	/	/
Barboteur Std			/	/	/	/	/
Coude (HAP)							
Barboteur Std (HAP)							
Pétri de verre							
Bouteilles de verre ambré							
Garnitures (Téflon + Aluminium)							

Nombre total de pièces : _____ Code de décontamination (# Contenant) : HSO-08/08/2023-COSV-15

Lot des Solvants :
 Dichlorométhane (grade optima) : 212200
 Hexane (grade optima) : 23C2462008
 Acétone (grade optima) : 63032

Commentaires :

Décontaminé par : HSO, YZ Date : 08/08/2023 Endroit : DC

112

Formulaire
« Données de prélèvement manuel »

23-7693
Code d'essai : COSV-INC-E3

Document : F ECH 09

Révision N° : 9

Page : 1 de 1

Usine : AEM
 Ville : Melchines
 ID point d'émission : Incineration
 Diamètre : 33,52" 735"
 Distance avant : 5D
 Distance après : 2D

Date : 01 octobre 2023
 P. Bar (po Hg) : 29,90
 P. Stat. (po H₂O) : -0,12
 Sonde N° : 03-08 @ 500
 Cp : 0,755
 Buse N° : 30-507
 Coef : 0,5093

Cold box :
 Kc : 2375
 Niveau du manomètre : ✓
 Zéro du manomètre : ✓

Heure	Trav.	Point prélev. (min)	ΔP (po H ₂ O)	ΔH (po H ₂ O)	Températures (°F)		Cheminée	Volume Prélevé (pi ³)	Masse molaire			Vaccum po. Hg	Température			
					Compteur Entrée	Sortie			O ₂ (%v)	CO ₂ (%v)	CO (ppmv)		Sonde (°F)	Flitre (°F)	Sortie (°F)	Trappe/Filtre (°F)
10:43	1	5	0,05	0,33	60	60	1375	98,32	9,1	9,0	7	-3	250	251	40	45
	2		0,05	0,33			1382	100,48	9,1	9,0	7	-3		250	41	45
	3		0,06	0,39			1424	102,68	11,6	6,8	7	-3		248	40	44
	4		0,05	0,31			1480	105,07	11,6	6,8	7	-3		247	40	44
	5		0,06	0,37			1400	69,54	11,6	6,8	7	-5		252	40	44
	6		0,07	0,43			1525	112,12	11,7	7,3	11	-5		255	39	43
	7		0,08	0,49			1537	114,85	11,7	7,3	11	-5		258	39	43
	8		0,09	0,54			1560	117,73	11,1	7,4	8	-7		251	39	43
	9		0,10	0,60			1585	107,73	11,1	7,4	6	-7		250	38	43
	10		0,09	0,54			1586	123,62	11,1	7,4	6	-7		250	38	43
	11		0,10	0,60			1580	126,67	11,5	7,0	5	-7		243	38	42
	12		0,09	0,54			1588	129,59	11,5	7,0	5	-7		245	39	42
	13		0,09	0,54			1590	132,50	11,5	7,0	5	-7		251	39	43
	14		0,09	0,53			1600	135,26	11,5	7,0	5	-7		248	39	43
	15		0,10	0,53			1600	138,36	11,8	6,6	5	-8		249	39	43
	16		0,09	0,53			1606	141,23	11,8	6,6	5	-8		251	40	42
	17		0,09	0,53			1612	144,10	11,8	6,6	5	-8		252	40	42
	18		0,10	0,59			1614	147,1	11,8	6,6	5	-8		253	39	42
	19		0,10	0,59			1613	150,17	11,8	6,6	5	-8		256	39	43
	20		0,10	0,53			1616	153,04	11,8	6,6	5	-8		247	39	42

TDF Initial Débit (pi³/min):
 TDF Final Débit (pi³/min):
 Pression (inHg) :
 Pression (inHg) :

Volume fin (pi³) :
 Volume fin (pi³) :

Volume (pi³) :
 Volume (pi³) :

Fuite Pitoif (ΔP) :

REMARQUES :
 O₂/CO₂ - Utiliser le formulaire de gaz en continu pour calibration des appareils.

* On a l'impression que le carbon de continue est branché

TECHNICIEN : EL

Document : F ECH 07

Révision N° : 6

Page : 1 de 2

CODE DE L'ESSAI : *COSV - Inc - E3*

Vérification avant essai et montage du dispositif de prélèvement - COSV (SPE 1/RM/2)

Compagnie : <i>AEM Maliadine</i>	Projet : <i>23-7693</i>	# Ensemble de verrerie : <i>19</i>
Source : <i>Incinerator</i>	Essai : <i>E3</i>	# Hot Box: <i>—</i>
Date : <i>30 septembre 2023</i>	Heure : <i>16h</i>	

1 - DÉCONTAMINATION & VÉRIFICATION AVANT ESSAI - BUSE ET SONDE

Item :	Remarques :	Brosse - DHA	HA
		3x Ch.	3x Ch.
Buse et sonde			
Vérification de la buse et sondes d'échantillonnage à conserver :		OUI	NON

2 - VÉRIFICATION AVANT ESSAI - TRAIN

Item :	Remarques :	HA	
		3x Ch.	
Train		✓	
Vérification de la verrerie du train d'échantillonnage à conserver :		OUI	NON

3 - VOLUME D'EAU RECUEILLIE

ITEM #	PIÈCE	CONTENU	POIDS (g)		
			APRÈS	AVANT	TOTAL
1	Condenseur (réfrigérant)	VIDE			
2	Trappe de résine *	XAD-2	<i>123,12</i>	<i>113,1</i>	
3	Trappe à condensat	VIDE	<i>704,8</i>	<i>433,1</i>	
4	Barboteur Greenburg-Smith	ÉTHYLÈNE GLYCOL (100-150 mL)	<i>649,7</i>	<i>652,0</i>	
5	Barboteur modifié	VIDE	<i>477,3</i>	<i>478,8</i>	
6	Contenant de dessiccant	GEL DE SILICE	<i>1899,9</i>	<i>1874,1</i>	
TOTAL					

* : Recouvrir de papier d'aluminium après la prépesée, et retirer avant la pesée après essai.

REMARQUES :

4 - LOTS DES SOLVANTS UTILISÉS

SOLVANTS	# LOT	
Dichlorométhane (grade optima)		
Hexane (grade optima)		
Acétone (grade optima)		
Éthylène glycol		
Eau HPLC		
Résine XAD-2		
Vérifié par :	Date :	Endroit :

**Formulaire
« Détermination des COSV »**

Document : F ECH 07

Révision N° : 6

Page : 2 de 2

CODE DE L'ESSAI :

Récupération finale du dispositif de prélèvement - COSV (SPE 1/RM/2)

Date de récupération : _____ Heure de récupération : _____

Nettoyage de l'extérieur des différentes pièces : _____

Conditionnement (HA) des contenants (**verre ambré**) de récupération _____

Contenant 1 - Buse-Sonde

Item :	Remarques :	Brosse HA	HA 3x Ch.	Niveau
Buse et Sonde		✓	✓	✓

Contenant 2 - Filtre

Filtre	Pétri scellé avec ruban de teflon - dans le papier d'aluminium			✓
--------	----------------------------------------------------------------	--	--	---

Contenant 3 - Récupération de la partie arrière du Porte-filtre au Condenseur (avant trappe)

Item :	Remarques :	Temp. H-A 5 min. Ch.	HA 3x Ch.	Niveau
Avant trappe résine		✓	✓	✓

Contenant 4 - Récupération de la Trappe de résine XAD-2

Trappe de résine XAD-2	Sceller avec ruban de teflon - enveloppé papier d'aluminium			✓
------------------------	-------------------------------------------------------------	--	--	---

Contenant 5 - Récupération de la Trappe à condensat au 1er Barboteur (eau)

Item (dans l'ordre) :	Remarques :	H ₂ O HPL C.3x	Niveau
Eau		✓	✓

Contenant 6 - Rinçage final de la partie arrière du Porte-filtre au dernier Barboteur

Item :	Remarques :	HA 3x Ch.	Niveau
Rinçage final		✓	✓

Les pots doivent être en verre ambré.

Remarques

Blancs :

Blanc de terrain (1x pour chaque 3 essais) - faire aspirer volume d'air équivalent à tous les tests de fuite	
Résine XAD-2 (environ 40g, 1 tube)	
Eau HPLC	
Éthylène Glycol	
Acétone	
Hexane	

Récupération par : *EL* Date : *01/10/2023* Endroit : *Melindine*

Partie A : Décontamination initiale du train - COSV (SPE 1/RM/2)

Compagnie :

Projet :

Date de la décontamination :

Heure : *14*

Numéro de l'ensemble de verrerie (Train) :

19

Décontamination

Sol.
RBS

Eau +
Savon

Eau
démín.

DHA

HA

Identifier les pièces de verre seulement si elles sont différentes de l'ensemble

Item (dans l'ordre)	# pièce	Remarques / pièce	2 hrs	3x Rinç.	3x Rinç.	3x Ch.	3x Ch.
By pass			/	/	/	/	/
Cloche femelle			/	/	/	/	/
Support à filtre en téflon			/	/	/	/	/
Cloche mâle			/	/	/	/	/
Réfrigérant	<i>Ref 1/2</i>		/	/	/	/	/
			/	/	/	/	/
Trappe de résine							
Trappe à condensat			/	/	/	/	/
Grand L	<i>Coude</i>		/	/	/	/	/
Barboteur Greenburg-Smith			/	/	/	/	
Coude			/	/	/	/	
Barboteur Std			/	/	/	/	
Coude (HAP)							
Barboteur Std (HAP)							
Pétri de verre							
Bouteilles de verre ambré							
Garnitures (Téflon + Aluminium)							

Nombre total de pièces

Code de décontamination (# Contenant) : *HSD-08-08-2023-COSV-19*

Lot des Solvants :

Dichlorométhane (grade optima) : *212200*

Hexane (grade optima) : *280 24 62008*

Acétone (grade optima) : *68032*

Commentaires :

Décontaminé par : *HSD, YZ*

Date : *08/08/2023*

Endroit : *QC*

Blanc
BLANC

Document : F ECH 09

Révision N° : 9

Page : 1 de 1

Usine : *AFM*
 Ville : *Malibine*
 ID point d'émission : *Inventaire*
 Diamètre : *33.52"* *7.75"*
 Distance avant : *5D*
 Distance après : *2D*

Date : *01 octobre 2023*
 Sonde N° :
 Cp :
 Buse N° :
 Coef :
 P. Bar (po Hg) : *29.9*
 P. Stat. (po H₂O) : *-0.12*
 Module N° : *1* *0/ NC*
 Kc : *0.999* *1.020*
 Ko : *0.999* *0.993*
 Distance P-T-B : *✓*

Heure	Trav.	Point	Temps prélév. (min)	ΔP (po H ₂ O)	ΔH (po H ₂ O)	Températures (°F)		Orifice	Volume Prélevé (pi ³)	Masse molaire			Vaccum		Température			
						Cheminée	Compteur			O ₂ (%v)	CO ₂ (%v)	CO (ppmv)	po. Hg	Sonde (°F)	Filtre (°F)	Sortie (°F)	Trappe/Filtre (°F)	
<i>14h24</i>									<i>59.49</i>									
<i>14h26</i>									<i>60.53</i>									

TDF Initial Débit (pi³/min) : Pression (inHg) : Volume ini (pi³) : Volume fin (pi³) : Fuite Pitot (ΔP) :

TDF Final Débit (pi³/min) : Pression (inHg) : Volume ini (pi³) : Volume fin (pi³) : Volume (pi³) : Volume (pi³) :

REMARQUES : O₂/CO₂ - Utiliser le formulaire de gaz en continu pour calibration des appareils.

TECHNICIEN : *[Signature]*

La dernière version de ce document est disponible sur le réseau (Z:\Formulaires\Stack)

Document : F ECH 07

Révision N° : 6

Page : 1 de 2

CODE DE L'ESSAI : *609V - Inc - Blanc*

Vérification avant essai et montage du dispositif de prélèvement - COSV (SPE 1/RM/2)

Compagnie : <i>AEM Meliadine</i>	Projet : <i>23-7693</i>	# Ensemble de verrerie : <i>9</i>
Source : <i>Incinerator</i>	Essai : <i>Blanc</i>	# Hot Box:
Date : <i>30 septembre 2023</i>	Heure : <i>16h30</i>	

1 - DÉCONTAMINATION & VÉRIFICATION AVANT ESSAI - BUSE ET SONDE

Item :	Remarques :	Brosse - DHA	HA
		3x Ch.	3x Ch.
Buse et sonde		✓	✓
Vérification de la buse et sondes d'échantillonnage à conserver :		OUI	NON

2 - VÉRIFICATION AVANT ESSAI - TRAIN

Item :	Remarques :	HA
		3x Ch.
Train		
Vérification de la verrerie du train d'échantillonnage à conserver :		OUI

3 - VOLUME D'EAU RECUEILLIE

ITEM #	PIÈCE	CONTENU	POIDS (g)		
			APRÈS	AVANT	TOTAL
1	Condenseur (réfrigérant)	VIDE			
2	Trappe de résine *	XAD-2			
3	Trappe à condensat	VIDE			
4	Barboteur Greenburg-Smith	ÉTHYLÈNE GLYCOL (100-150 mL)			
5	Barboteur modifié	VIDE			
6	Contenant de dessiccant	GEL DE SILICE			
TOTAL					

* : Recouvrir de papier d'aluminium après la prépesée, et retirer avant la pesée après essai.

REMARQUES :

4 - LOTS DES SOLVANTS UTILISÉS

SOLVANTS	# LOT
Dichlorométhane (grade optima)	<i>62183</i>
Hexane (grade optima)	<i>62112</i>
Acétone (grade optima)	<i>62161</i>
Éthylène glycol	<i>NA</i>
Eau HPLC	<i>22160232</i>
Résine XAD-2	<i>NA</i>
Vérifié par : <i>EL</i>	Date : <i>01/10/2023</i> Endroit : <i>Meliadine</i>

Partie A : Décontamination initiale du train - COSV (SPE 1/RM/2)

Compagnie :	# Projet :
Date de la décontamination :	Heure :

Numéro de l'ensemble de verrerie (Train) : 9

Décontamination			Sol. RBS	Eau + Savon	Eau démin.	DHA	HA
-----------------	--	--	----------	-------------	------------	-----	----

Identifier les pièces de verre seulement si elles sont différentes de l'ensemble

Item (dans l'ordre)	# pièce	Remarques / pièce	2 hrs	3x Rinç.	3x Rinç.	3x Ch.	3x Ch.
By pass			/	/	/	/	/
Cloche femelle			/	/	/	/	/
Support à filtre en téflon			/	/	/	/	/
Cloche mâle			/	/	/	/	/
Réfrigérant	Ref		/	/	/	/	/
	M-F		/	/	/	/	/
Trappe de résine							
Trappe à condensat			/	/	/	/	/
Grand L	L		/	/	/	/	/
Barboteur Greenburg-Smith			/	/	/	/	/
Coude			/	/	/	/	/
Barboteur Std			/	/	/	/	/
Coude (HAP)							
Barboteur Std (HAP)							
Pétri de verre							
Bouteilles de verre ambré							
Garnitures (Téflon + Aluminium)							

Nombre total de pièces

Code de décontamination (# Contenant) : H50-08/08/2023-COSV9

Lot des Solvants :
 Dichlorométhane (grade optima) : 212200
 Hexane (grade optima) : 23C 2462008
 Acétone (grade optima) : 63032

Commentaires :

Décontaminé par : H50, YZ Date : 08/08/2023 Endroit : QC

Document : F ECH 03

Révision N° : 6

Page : 1 de 1

INFORMATIONS DE BASE

Compagnie : AEM Source : Inimenda # Projet : 23-7693
 Ville : Melbourne Date : 28 septembre 2023

VÉRIFICATION DES MODULES AVEC ORIFICES CRITIQUES

POMPE :

--	--

 PRESSION BAROMÉTRIQUE (In Hg) : INITIAL 29.9 FINAL 29.9
 # KIT CALIB 2
 # MODULE 8 Gamma (Kc) 0.924

Q / NC

#ORIFICE	#ESSAI	K'		TEST VACUUM (In Hg)	
		(moy)			
2-2	1	0,5936	-16		
2-2	2	0,5930	-16		
2-2	3	0,5930	-16		

COMPTEUR VOLUME (pi³)		
INITIAL	FINAL	NET (V _m)
376	4866	11060
4806	5916	1110
5916		

TEMPÉRATURES °F							
AMBIANT		COMPTEUR IN		COMPTEUR OUT		AMBIANT	
INITIAL	FINAL	INITIAL	FINAL	INITIAL	FINAL	INITIAL	FINAL
68	65	76	58	63	73		
73	76	75	63	67	76		
76	75		67		74		

#ORIFICE	#ESSAI	COMPTEUR VOLUME (pi³)		TEMPÉRATURES °F		DURÉE (min)	DGM ΔH (In H ₂ O)
		INITIAL	FINAL	INITIAL	FINAL		
2-2	1	376	4866	65	76	15	0.88
2-2	2	4806	5916	76	75	15	0.88
2-2	3	5916		75			0.88

Commentaires :

Respect de l'écart de 5 % du K_c :

4/2

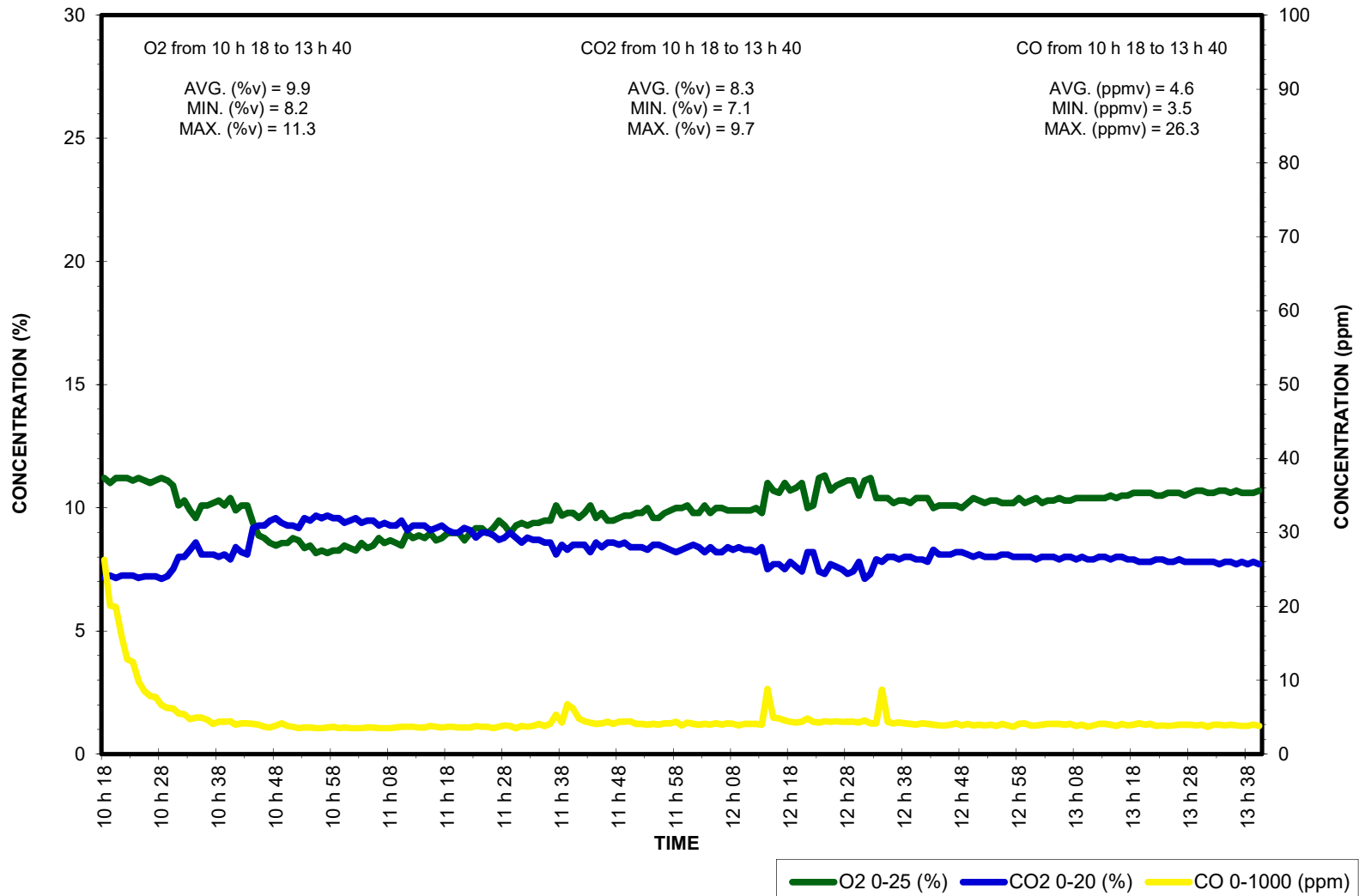
Technicien : EL

APPENDIX 5
CEMS GRAPHS

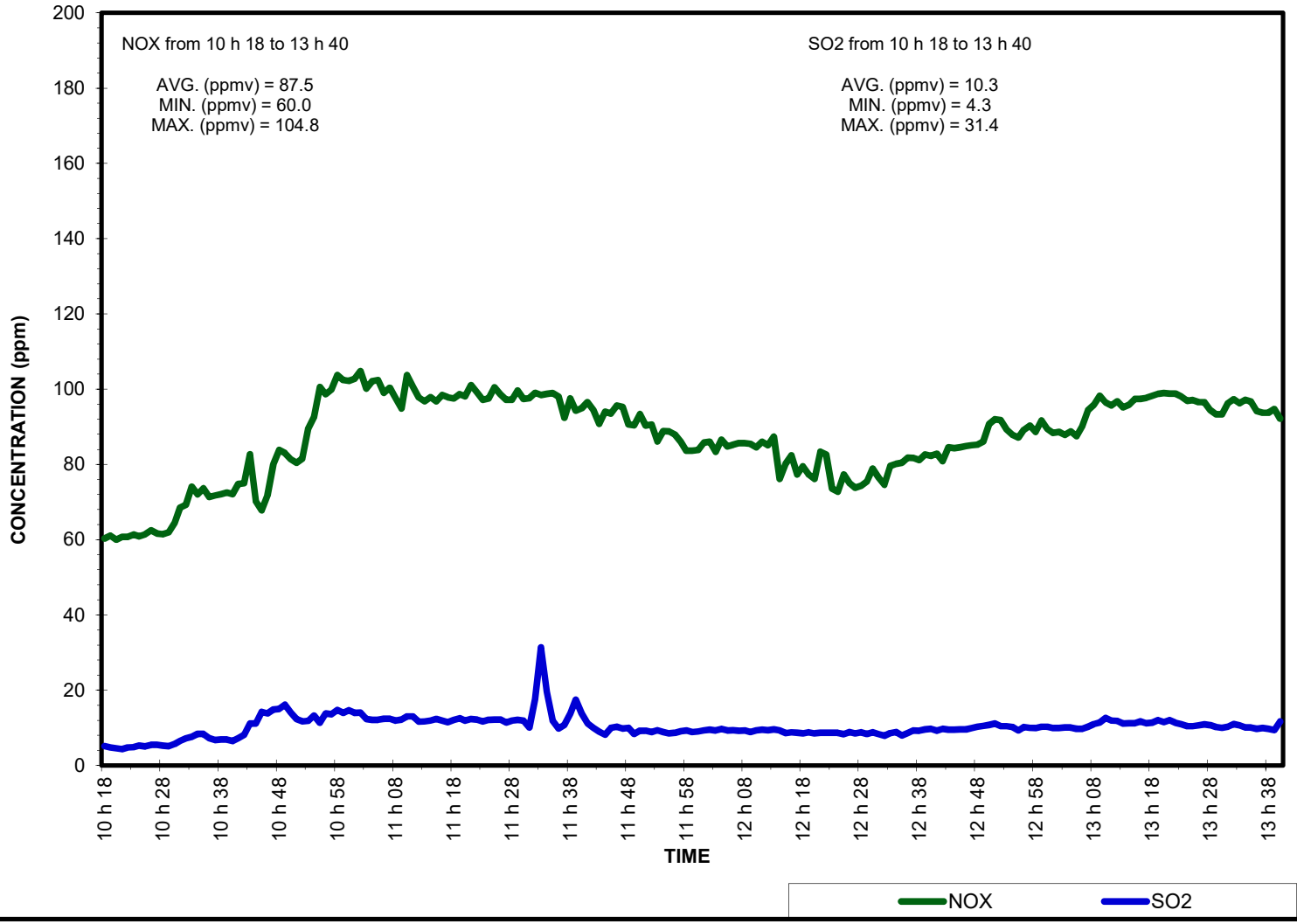


AGNICO EAGLE

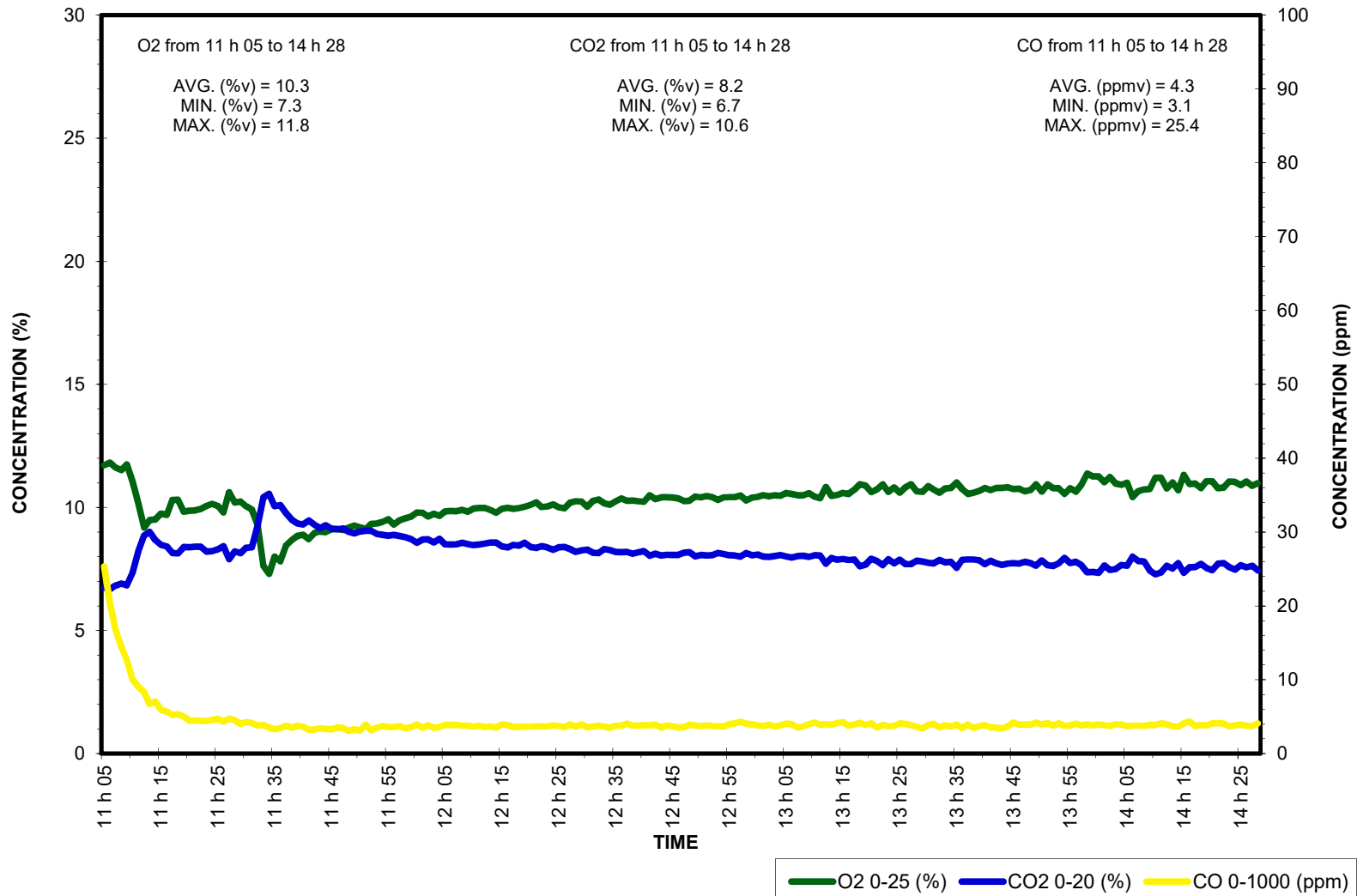
**- MEASUREMENTS OF OXYGEN, CARBON DIOXIDE AND CARBON MONOXIDE - 2023-09-29
- RUN INC-GAZ-E1**



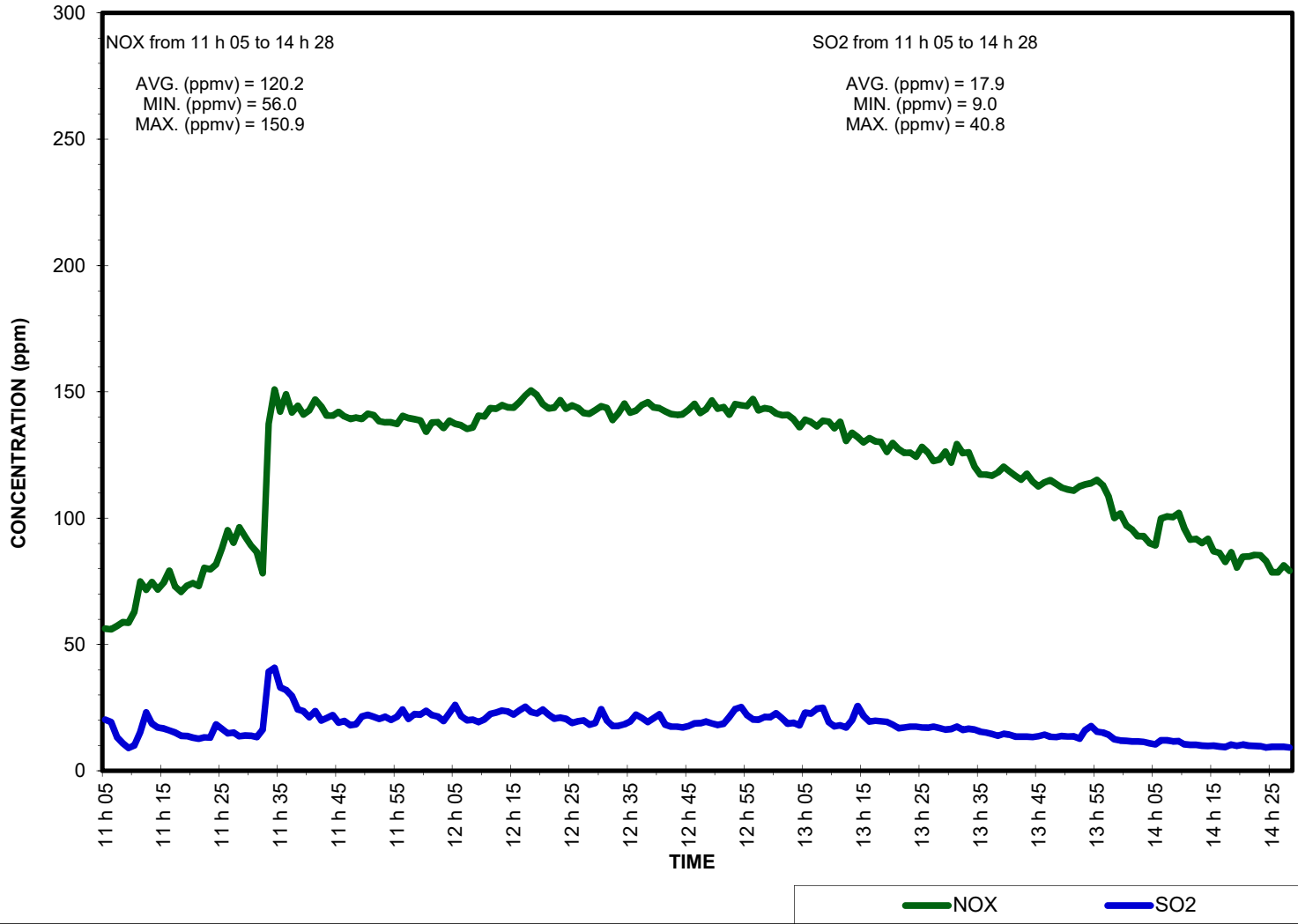
- MEASUREMENTS OF NITROGEN OXYDES AND SULFUR DIOXIDE - 2023-09-29 - RUN INC-GAZ-E1



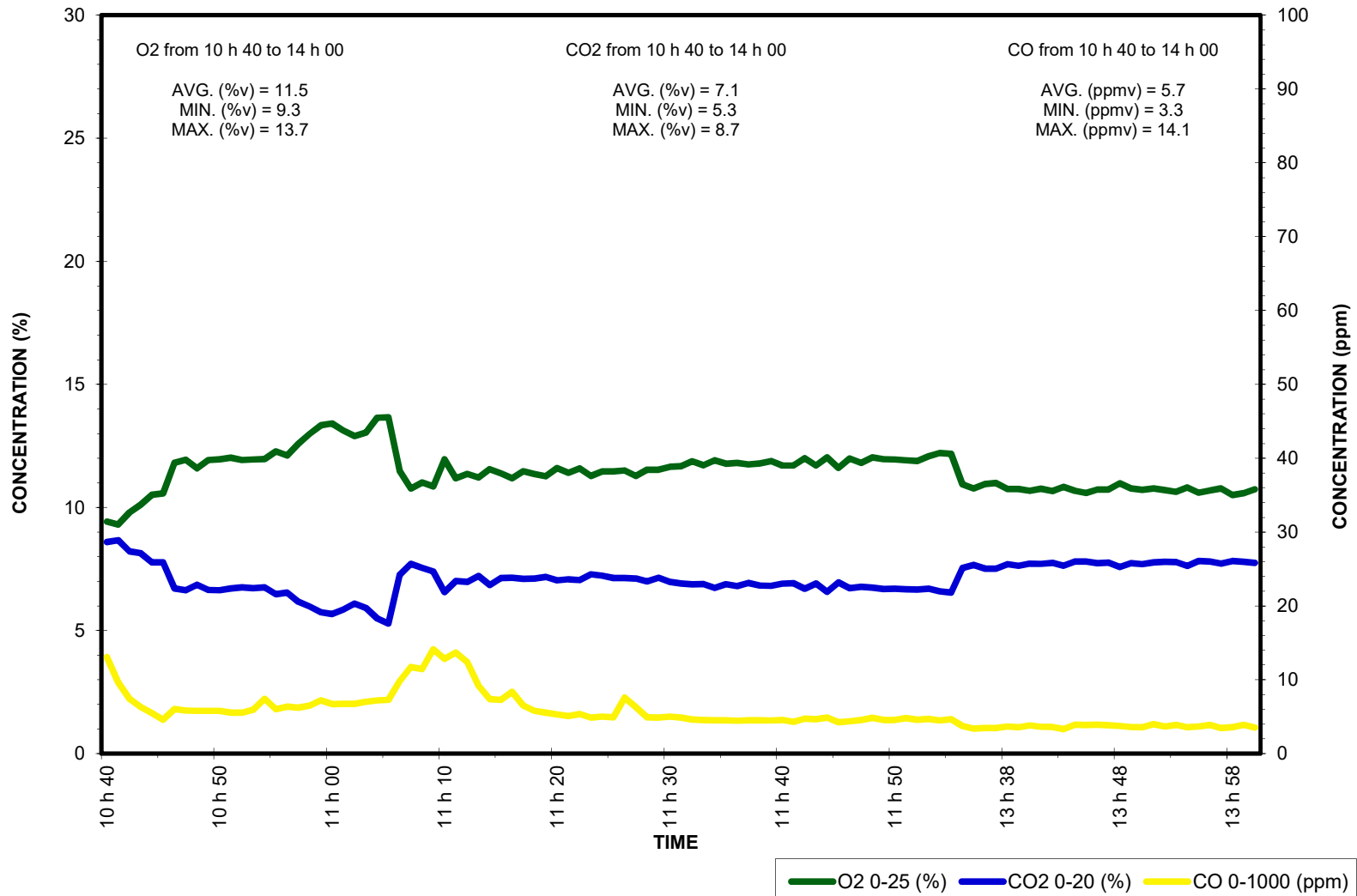
**- MEASUREMENTS OF OXYGEN, CARBON DIOXIDE AND CARBON MONOXIDE - 2023-09-30
- RUN INC-GAZ-E2**



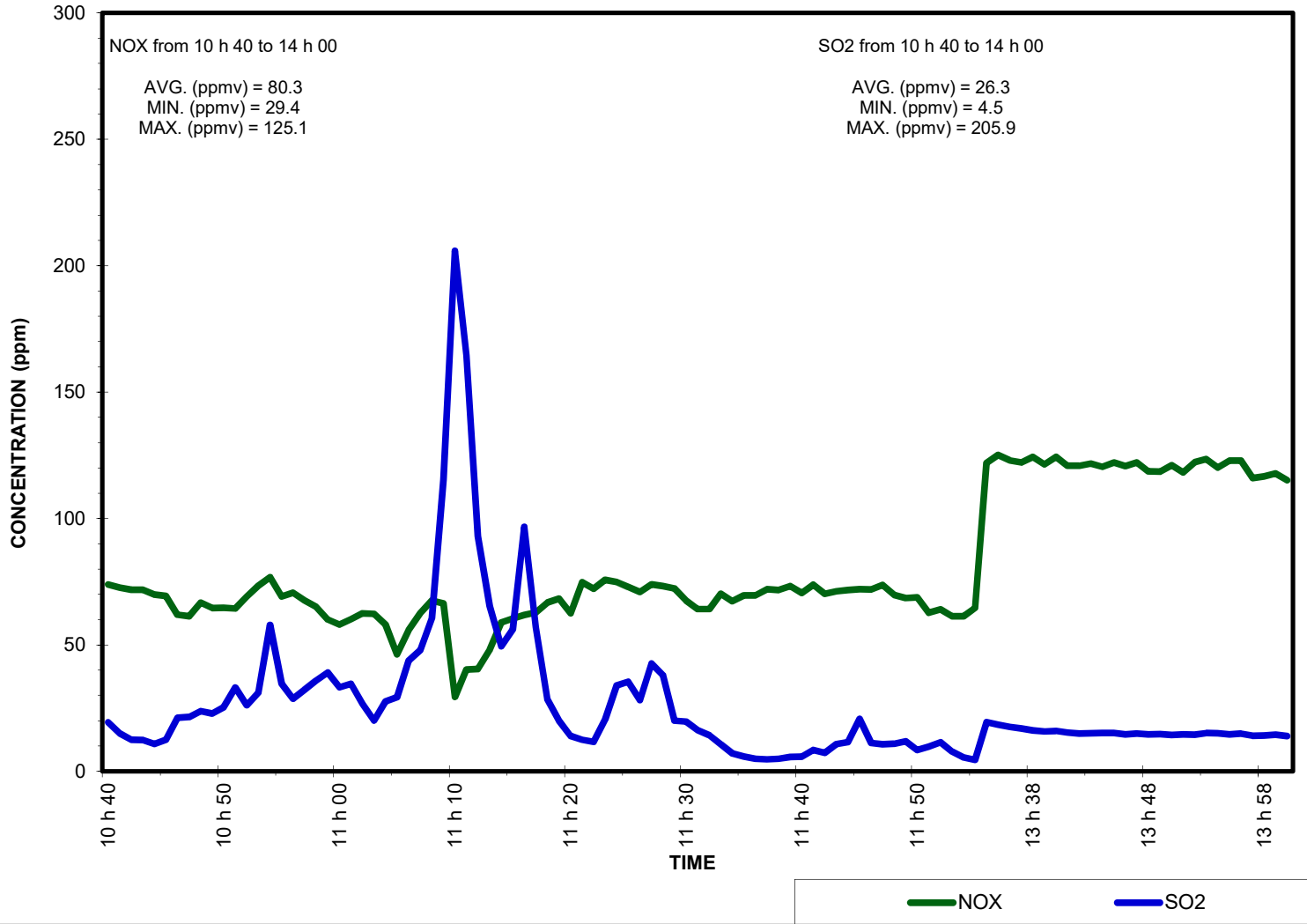
**- MEASUREMENTS OF NITROGEN OXYDES AND SULFUR DIOXIDE - 2023-09-30 - RUN INC-
GAZ-E2**



**- MEASUREMENTS OF OXYGEN, CARBON DIOXIDE AND CARBON MONOXIDE - 2023-10-01
- RUN INC-GAZ-E3**



- MEASUREMENTS OF NITROGEN OXYDES AND SULFUR DIOXIDE - 2023-10-01 - RUN INC-GAZ-E3



APPENDIX 6
QA/QC DATA



AGNICO EAGLE

QA/QC – Project 23-7693 – INCINERATOR – AGNICO EAGLE MINES LTD. – Metals and particles

INFORMATION ON SAMPLING SITE – EPS 1/RM/8 METHOD A				
RUN NUMBER	INC-Me-E1	INC-Me-E2	INC-Me-E3	CRITERIA
CYCLONIC FLOW ANGLE (°)		0		ÿ 15°
REVERSE FLOW		NO		NO
STACK DIAMETER (m)		0.851		ÿ 0.3
A.D.		2.0		ÿ 0.5
		5.0		ÿ2.0
NUMBER OF SAMPLING POINTS	40	40	40	ÿ20
GAS VELOCITY (m/s)	8.4	8.8	8.2	3.0 ÿ V ÿ 30
PARTICULATES SAMPLING CRITERIA – EPS 1/RM/8 METHOD E				
SAMPLING DURATION (min)	200	200	200	ÿ60
SAMPLING VOLUME (m3R)	3.16	3.19	2.94	ÿ1.5
AVERAGE ISOKINETISM (%)	103	101	101	90 ÿ ISO ÿ 110
ISOKINETIC CRITERIA (% points)	100%	100%	100%	ÿ90
PROBE TEMPERATURE (°F)	OK	OK	OK	223 ÿ TP ÿ 273
TEMPERATURE FILTER (°F)	OK	OK	OK	223 ÿ TF ÿ 273
EXIT TEMPERATURE (°F)	OK	OK	OK	32 ÿ All ÿ 68
4% Davg (ft3 /min)	0.022	0.022	0.020	
LEAK TEST BEFORE AT -15 inHg (ft3 /min)	< 0.02	< 0.02	< 0.02	ÿ 0.02 or 4% Davg
LEAK TEST AFTER (ft3 /min)	< 0.02	< 0.02	< 0.02	ÿ 0.02 or 4% Davg
ACETONE RESIDUAL (%)		0.0654%		ÿ 0.001%
SAMPLING CRITERIA OF METALS – USEPA METHOD 29				
MAX PUMPING RATE (ft3 /min)	0.76	0.61	0.55	ÿ 1.0
SAMPLING VOLUME (m3R)	3.2	3.2	2.9	ÿ2.8
SAMPLING DURATION (min)	200	200	200	ÿ120
METAL RESIDUE IN H2O (ng/mL)		OK		ÿ 1.0
METAL RESIDUE IN HNO3 /H2O2 (ng/mL)		OK		ÿ 2.0
METAL RESIDUE IN KMnO4 (ng/mL)		OK		ÿ 2.0
METAL RESIDUE IN HNO3 0.1N (ng/mL)		OK		ÿ 2.0
METAL RESIDUE IN HCl 8N (ng/mL)		OK		ÿ 2.0
EQUIPMENT INFORMATION				
SAMPLING CONSOLE NUMBER	1	1	1	
DRY GAS METER COEFFICIENT Kc	1.020	1.020	1.020	0.95 < KC < 1.05
ORIFICE COEFFICIENT Ko	0.993	0.993	0.993	
GAS METER COMPENSATED TO 60°F	YES	YES	YES	
ÿh@	1.022	1.022	1.022	
ID PITOT	03-06 Q-500	03-06 Q-500	03-06 Q-500	
PITOT TUBE COEFFICIENT	0.739	0.739	0.739	
NOZZLE REFERENCE No.	3Q-504	3Q-504	3Q-504	
NOZZLE DIAMETER (in)	0.5023	0.5023	0.5023	

QA/QC – Project 23-7693 – AGNICO EAGLE MINES LTD. – INCINERATOR – SVOC

INFORMATION ON SAMPLING SITE – EPS 1/RM/8 METHOD A				
RUN NUMBER	INC-COSV-E1	INC-COSV-E2	INC-COSV-E3	CRITERIA
CYCLONIC FLOW ANGLE (°)		0		± 15°
REVERSE FLOW		NO		NO
STACK DIAMETER (m)		0.851		± 0.3
A.D.		2.0		± 0.5
comics		5.0		± 2.0
NUMBER OF SAMPLING POINTS	40	40	40	± 20
GAS VELOCITY (m/s)	7.9	9.5	9.0	3.0 ± V ± 30
GENERAL SAMPLING CRITERIA – EPS 1/RM/8 METHOD E				
SAMPLING DURATION (min)	200	200	200	± 60
SAMPLING VOLUME (m3R)	3.02	3.50	3.28	± 1.5
AVERAGE ISOKINETISM (%)	102	100	100	90 ± ISO ± 110
ISOKINETIC CRITERIA (% points)	100%	100%	100%	± 90
PROBE TEMPERATURE (°F)	OK	OK	OK	223 ± TP ± 273
TEMPERATURE FILTER (°F)	OK	OK	OK	223 ± TF ± 273
EXIT TEMPERATURE (°F)	OK	OK	OK	32 ± All ± 68
4% Davg (ft3 /min)	0.021	0.024	0.022	
LEAK TEST BEFORE AT -15 inHg (ft3 /min)	< 0.02	< 0.02	< 0.02	± 0.02 or 4% Davg
LEAK TEST AFTER (ft3 /min)	< 0.02	< 0.02	< 0.02	± 0.02 or 4% Davg
SVOC SAMPLING CRITERIA – SPE 1/RM/2				
TRAP TEMPERATURE	OK	OK	OK	32 ± Trap ± 68
MAXIMUM PUMPING RATE (ft3 /min)	0.606	0.738	0.616	± 1.0
SAMPLING VOLUME (m3R)	3.019	3.505	3.277	± 3.0
SAMPLING DURATION (min)	200,000	200,000	200,000	± 180
HEXANE/ACETONE BLANK	OK	OK	OK	OK
H2O HPLC BLANK	OK	OK	OK	OK
RESIN BLANK	OK	OK	OK	OK
FIELD BLANK	OK	OK	OK	OK
EQUIPMENT INFORMATION				
SAMPLING CONSOLE NUMBER	8	8	8	
DRY GAS METER COEFFICIENT Kc	0.994	0.994	0.994	0.95 < KC < 1.05
ORIFICE COEFFICIENT Ko	1,027	1,027	1,027	
GAS METER COMPENSATED TO 60°F	YES	YES	YES	
±h@	0.938	0.938	0.938	
ID PITOT	03-08 Q-500	03-08 Q-500	03-08 Q-500	
PITOT TUBE COEFFICIENT	0.755	0.755	0.755	
NOZZLE REFERENCE No.	3Q-507	3Q-507	3Q-507	
NOZZLE DIAMETER (in)	0.5093	0.5093	0.5093	

SUMMARY OF CALIBRATION AND VERIFICATION OF DIRECT READING DEVICES

Gas	Ladder	Validation of data acquisition	Check. to the analyzer (calibration error)	Initial Probe Check - Systematic error	Final Probe Verification - Systematic error	Device drift
		TOLERANCE +/- 0.5%	TOLERANCE +/- 2%	TOLERANCE +/- 5%	TOLERANCE +/- 5%	TOLERANCE +/- 3%
O2	Low (zero)	0.00	0.13	0.27	0.93	0.67
	Average	0.00	0.18	1.02	1.20	0.18
	High	0.00	0.00	N / A	N / A	N / A
CO2	Low (zero)	0.00	0.00	0.00	0.28	0.28
	Average	0.00	1.40	1.28	0.78	0.50
	High	0.00	0.00	N / A	N / A	N / A
CO	Low (zero)	0.00	0.00	0.00	0.00	0.00
	Average	0.00	1.83	0.75	0.75	0.00
	High	0.00	0.05	N / A	N / A	N / A
SO2	Low (zero)	0.00	0.32	0.32	0.00	0.32
	Average	0.00	0.14	1.41	1.41	0.00
	High	0.00	0.61	NA	NA	N / A
NOX	Low (zero)	0.00	0.11	0.11	0.00	0.11
	Average	0.00	1.45	0.89	0.33	0.55
	High	0.00	1.25	NA	NA	N / A
OTHER	Low (zero)			N / A	N / A	N / A
	Average			N / A	N / A	N / A
	High			N / A	N / A	N / A

Gas	Ladder	Validation of data acquisition	Check. to the analyzer (calibration error)	Initial Probe Check - Performance of	Final Probe Verification - Performance of	Device drift
		TOLERANCE +/- 0.5%	TOLERANCE +/- 5%	TOLERANCE +/- 20%	TOLERANCE +/- 20%	TOLERANCE +/- 3%
SRT	Low (zero)			N / A	N / A	N / A
	Average					
	High					N / A

Concentrations of primary standard gases

Scale O2 (%) CO2 (%)	CO (ppm)	SO2 (ppm)	NOX (ppm)	TRS (ppm)	Other
Average 12.59 10.08 High 22.51 17.91	487.9 499.3 529.1	935.5 924.6 903.3		15.0	500.0
				30.0	900.0

Calibration Error Verification Concentrations

Scale O2 (%) CO2 (%)	CO (ppm)	SO2 (ppm)	NOX (ppm)	SRT (ppm)	Other
Zero 0.00 0.00 Average 12.59 10.08 High 22.51 17.91	0.0	0.0 0.0 0.0 499.3 529.1 15.0 924.6 903.3 30.0			0.0
	487.9				500.0
	935.5				900.0

SO2 Systematic Error Check Concentrations (ppm)

Scale O2 (%) CO2 (%)	CO (ppm)	NOX (ppm)	TRS (ppm)	Other
Average 12.59 10.08	487.9	499.3 529.1 15.0		500.0

System response time

Number of points used (stratification)

Use 12 points according to SPE1RM8 method

SUMMARY OF CALIBRATION AND VERIFICATION OF DIRECT READING DEVICES

SUMMARY OF CALIBRATION AND VERIFICATION OF DIRECT READING DEVICES						
Gas	Ladder	Validation of data acquisition	Check. to the analyzer (calibration error)	Initial Verification to the Probe - Error systematic	Final Verification at the Probe - Error systematic	Derived from the device
		TOLERANCE +/- 0.5%	TOLERANCE +/- 2%	TOLERANCE +/- 5%	TOLERANCE +/- 5%	TOLERANCE +/- 3%
O2	Low (zero)	0.00	0.13	0.13	0.09	0.04
	Average	0.00	0.18	0.93	1.47	0.53
	High	0.00	0.00	NA	N / A	N / A
CO2	Low (zero)	0.00	0.00	0.17	0.11	0.06
	Average	0.00	1.40	0.78	0.56	0.22
	High	0.00	0.00	N / A	N / A	N / A
CO	Low (zero)	0.00	0.00	0.00	0.00	0.00
	Average	0.00	1.83	1.39	0.86	0.53
	High	0.00	0.05	N / A	N / A	N / A
SO2	Low (zero)	0.00	0.32	0.32	0.00	0.32
	Average	0.00	0.14	0.87	0.11	0.76
	High	0.00	0.61	NA	NA	N / A
NOX	Low (zero)	0.00	0.11	0.11	0.00	0.11
	Average	0.00	1.45	0.11	0.11	0.00
	High	0.00	1.25	NA	NA	N / A
OTHER	Low (zero)			N / A	N / A	N / A
	Average					
	High			N / A	N / A	N / A

Gas	Ladder	Validation of data acquisition	Check. to the analyzer (calibration error)	Initial Verification at the Sunda - Performance of	Final Verification at the probe - Performance of	Derived from the device
		TOLERANCE +/- 0.5%	TOLERANCE +/- 5%	TOLERANCE +/- 20%	TOLERANCE +/- 20%	TOLERANCE +/- 3%
SRT	Low (zero)			N / A	N / A	N / A
	Average					
	High					N / A

Concentrations of primary standard gases

Scale O2 (%)	CO2 (%)	CO (ppm)	SO2 (ppm)	NOX (ppm)	TRS (ppm)	Other
Average	12.59 10.08	High 22.51	487.9 499.3 529.1	935.5 924.6 903.3	15.0	500.0
	17.91				30.0	900.0

Calibration Error Verification Concentrations

Scale O2 (%)	CO2 (%)	CO (ppm)	SO2 (ppm)	NOX (ppm)	SRT (ppm)	Other
Zero	0.00	0.00	0.0	0.0 0.0 0.0 499.3 529.1 15.0 924.6 903.3 300		0.0
Average	12.59	10.08	487.9			500.0
High	22.51	17.91	935.5			900.0

SO2 Systematic Error Check Concentrations (ppm)

Scale O2 (%)	CO2 (%)	CO (ppm)	NOX (ppm)	TRS (ppm)	Other
Average	12.59	10.08	487.9	499.3 529.1 15.0	500.0

System response time

Number of points used (stratification)

Use 12 points according to SPE1RM8 method

SUMMARY OF CALIBRATION AND VERIFICATION OF DIRECT READING DEVICES

Gas	Ladder	Validation of data acquisition	Check. to the analyzer (calibration error)	Initial Verification to the Probe - Error systematic	Final Verification at the Probe - Error systematic	Derived from the device
		TOLERANCE +/- 0.5%	TOLERANCE +/- 2%	TOLERANCE +/- 5%	TOLERANCE +/- 5%	TOLERANCE +/- 3%
O2	Low (zero)	0.00	0.13	0.04	0.93	0.89
	Average	0.00	0.18	0.84	1.47	0.62
	High	0.00	0.00	NA	N / A	N / A
CO2	Low (zero)	0.00	0.00	0.06	0.28	0.22
	Average	0.00	1.40	0.50	0.11	0.39
	High	0.00	0.00	N / A	N / A	N / A
CO	Low (zero)	0.00	0.00	0.00	0.11	0.11
	Average	0.00	1.83	0.53	0.96	0.43
	High	0.00	0.05	N / A	N / A	N / A
SO2	Low (zero)	0.00	0.32	0.32	0.22	0.11
	Average	0.00	0.14	0.32	0.00	0.32
	High	0.00	0.61	NA	NA	N / A
NOX	Low (zero)	0.00	0.11	0.11	0.00	0.11
	Average	0.00	1.45	0.00	0.33	0.33
	High	0.00	1.25	NA	NA	N / A
OTHER	Low (zero)			N / A	N / A	N / A
	Average			N / A	N / A	N / A
	High			N / A	N / A	N / A

Gas	Ladder	Validation of data acquisition	Check. to the analyzer (calibration error)	Initial Verification at the Sunda - Performance of	Final Verification at the probe - Performance of	Derived from the device
		TOLERANCE +/- 0.5%	TOLERANCE +/- 5%	TOLERANCE +/- 20%	TOLERANCE +/- 20%	TOLERANCE +/- 3%
SRT	Low (zero)			N / A	N / A	N / A
	Average					
	High					N / A

Concentrations of primary standard gases

Scale O2	% CO2 (%)	CO (ppm)	SO2 (ppm)	NOX (ppm)	TRS (ppm)	Other
Average	12.59 10.08	High 22.51	487.9 499.3 529.1	935.5 924.6 903.3	15.0	500.0
	17.91				30.0	900.0

Calibration Error Verification Concentrations

Scale O2	% CO2 (%)	CO (ppm)	SO2 (ppm)	NOX (ppm)	SRT (ppm)	Other
Zero	0.00	0.00	0.0	0.0 0.0 0.0 499.3 529.1 15.0 924.6 903.3 30.0		0.0
Average	12.59	10.08	487.9			500.0
High	22.51	17.91	935.5			900.0

SO2 Systematic Error Check Concentrations (ppm)

Scale O2	% CO2 (%)	CO (ppm)	NOX (ppm)	TRS (ppm)	Other
Average	12.59	10.08	487.9	499.3 529.1 15.0	500.0

System response time

Number of points used (stratification)

Use 12 points according to SPE1RM8 method

SUMMARY OF EQUIPMENT CRITERIA	
Verification of the standard gas dilution system <2% Analyzer resolution <2% of span	*
Data acquisition system resolution <0.5% of span	
Frequency of data acquisition Average 1 minute	
Sampling probe material Stainless steel	
Calibration valve material Stainless steel	
Sampling pump diaphragm material Teflon	
Pneumatic system material Teflon	
Pre-filter material Stainless steel	
Heated pump filter material Microfiber glass	
Heating cord temperature 250°F	
Heat pump temperature 250°F	
Cooler temperature 39°F	
Heating probe temperature 356°F	
System purge time 2x response time	
Stability of flow and pressure <10% drift *If there is a standard gas dilution system, this criterion must be respected before starting sampling.	**

**See V_End_probe tab for validation of this point.

