



AGNICO EAGLE

HOPE BAY MINE

Explosives Management Plan

JANUARY 2026
VERSION 6

Revisions

Revision #	Date	Section	Changes Summary	Author
0	Oct 2006		Submitted with 2AM-DOH0713 application	MHBL
1	Dec 2006	Sec 2.2.2.2	Description of fate of storage pad runoff enhanced	MHBL
2	April 2007	Summary	Executive summary removed	MHBL
		Sec 1.1	New section pertaining to plan purpose added	
		Sec 1.2	Responsibility for ANFO manufacturing added	
		Sec 1.3	References to safe handling acts and regulations added	
		Sec 1.4	Additional detail on facility siting added	
		Sec 2	Additional detail added throughout	
		Sec 2.1.1	Reference to temporary explosives magazine removed	
		Sec 4	Limitations removed	
		Appendices	Addition of explosives storage and handling procedure and NT-NU Spill Reporting	
3	Feb 2010	Figures	Relocation of facility approved under 2AM-DOH0713 Amendment No.1	HBML
4	Nov 2017	throughout	Changes made to account for Phase 2 development	TMAC
5	April 2022	Throughout	Update to Agnico Eagle logo and incorporate activities involved with Care and Maintenance	Agnico Eagle
6	January 2026	Entire Plan	General revision to reflect the status of the project and the updated use of explosives based on the revised mine plan.	Agnico Eagle

Table of Contents

1 Introduction	6
1.1 Objectives	6
1.2 Site Location and Overview	6
1.3 Relevant Legislation and Guidance	6
1.4 Related Documents	8
1.5 Plan Management	8
2 Manufacture of Explosives	9
2.1 Infrastructure	9
2.2 Location	9
3 Handling and Storage of Explosives	13
3.1 Transport	13
3.2 Storage	13
3.2.1 Surface Storage	14
3.2.2 Underground Storage	19
3.3 Blasting Activities	20
3.4 Type of Explosives	21
4 Blasting Safety Measures	22
4.1 Adverse weather (Electrical storm)	22
4.2 Underground Blasting	22
4.3 Surface Blasting	22
4.4 Emergency Response	23
4.5 Spill Management	24
4.5.1 Spills	24
4.5.2 Disposal	24
5 References	25

Tables

Table 1.1. List of Federal and Territorial Regulations and Guidelines Governing the Explosives Management Plan..... 7

Table 1.2. List of documents related to the Explosives Management Plan..... 8

Glossary

Term	Definition
Agnico Eagle	Agnico Eagle Mines Limited
AN	Ammonium nitrate
ANFO	Ammonium nitrate fuel oil
CCME	Canadian Council of Ministers of the Environment
CIRNAC	Crown-Indigenous Relations and Northern Affairs Canada
ERP	Emergency Response and Crisis Management Plan
MHSR	Nunavut Mine Health and Safety Regulations
MSDS	Material Safety Data Sheet
NIRB	Nunavut Impact Review Board
NWB	Nunavut Water Board
NRCan	Natural Resources Canada
PHC	Petroleum Hydrocarbons
RFP	Request for Proposal
SOP	Standard Operating Procedure
The Plan	Explosives Management Plan
The Mine	Hope Bay Mine
TIA	Tailings Impoundment Area
TMAC	TMAC Resources Inc.
UG	Underground
VOD	Velocity of Detonation
WR	Water Resistant ANFO
WSCC	Workers' Safety and Compensation Commission

1 Introduction

This *Explosives Management Plan* (the Plan) provides information on how explosives will be transported, stored and used in an environmentally sound manner as part of the Hope Bay Mine (the Mine). This Plan has been prepared by Agnico Eagle in accordance with requirements outlined in applicable water licenses (2AM-DOH; 2AM-BOS).

The Plan is intended primarily for use by Agnico Eagle Mines Limited (Agnico Eagle) and its contractors to ensure that best practices are followed for minimizing potential environmental impacts and environmental liabilities with respect to explosives.

1.1 Objectives

This Plan is intended to communicate key information on how explosives are to be managed on-site to prevent adverse environmental impacts. A list of references is provided in Section 1.3 to provide the reader with this type of information.

This Plan is structured in a manner such that one document pertaining to explosives and explosive facilities is approved and implemented across all Agnico Eagle Hope Bay Mine sites. This plan covers explosives manufacture, storage, handling, transportation and use for blasting of frozen stockpiles, overburden, waste rock and ore on surface and underground during the construction and operations phases.

1.2 Site Location and Overview

The Hope Bay Mine is located 705 km northeast of Yellowknife and 153 km southwest of Cambridge Bay in Nunavut Territory, and is situated east of Bathurst Inlet. The Mine comprises of three distinct areas of known mineralization plus extensive exploration potential and targets. The three areas that host mineral resources are Doris, Madrid, and Boston.

1.3 Relevant Legislation and Guidance

Worker health and safety and operational components of the Plan are part of Hope Bay's mine plan and come under the jurisdiction of the Nunavut Mines Inspector. Environmental elements of the Plan come under the jurisdiction of the Nunavut Water Board (NWB), the Nunavut Impact Review Board (NIRB) and other regulatory agencies. The transport, storage and use on-site are regulated under federal and territorial legislation. Implementation of the Plan should be considered alongside the following relevant legislation in Table 1.1.

Table 1.1. List of Federal and Territorial Regulations and Guidelines Governing the Explosives Management Plan

Acts	Regulations	Guidelines
Federal		
Canadian Environmental Protection Act (1999 c.33)	Storage Tank Systems for Petroleum Products and Allied Petroleum Products Regulations (SOR/2008-197) Environmental Emergency Regulations (SOR/2019-51) Cross-border Movement of Hazardous Waste and Hazardous Recyclable Material Regulations (SOR/2021-25)	Canadian Council of the Ministers of Environment - Environmental Code of Practice for Aboveground and Underground Storage Tank Systems Containing Petroleum and Allied Petroleum Products Notice with respect to substances in the National Pollutant Release Inventory Canada-Wide Standards for Petroleum Hydrocarbons (PHC) In Soil
Fisheries Act (R.S.C. c. F-14)	Metal Diamond Mining Effluent Regulations (SOR/ 2002-222)	Guidelines for the Use of Explosives In or Near Canadian Fisheries Waters
Explosives Act (1985 c.E-17)	Explosives Regulations (C.R.C., c. 599) Ammonium Nitrate and Fuel Oil Order (C.R.C., c. 598)	Blasting Explosives and Initiation Systems: Storage, Possession, Transportation, Destruction and Sale
National Fire Code of Canada (2010)		
Transport of Dangerous Goods Act (1992, c.34)	Transportation of Dangerous Goods Regulations (SOR/2001-286)	
Territorial – Nunavut		
Environmental Protection Act (RSNWT (Nu) 1988, c E-7)	Spill Contingency Planning and Reporting Regulations (NWT Reg (Nu) 068-93) Used Oil and Waste Fuel Management Regulations (NWT Reg 064-2003)	Guideline for the General Management of Hazardous Waste in Nunavut Guideline for Industrial Waste Discharges in Nunavut Guideline for the Management of Waste
Mine Health And Safety Act (SNWT (Nu) 1994, c 25)	Mine Health And Safety Regulations (NWT Reg (Nu) 125-95)	
Explosives Use Act (RSNWT (Nu) 1988, c E-10)	Explosives Regulations (RRNWT (Nu) 1990 c E-27)	
Fire Prevention Act (RSNWT (Nu) 1988, c F-6)	Fire Prevention Regulations (RRNWT (Nu) 1990 c F-12)	
Safety Act (RSNWT 1988, c.S-1)	General Safety Regulations (RRNWT (Nu) 1990 c S-1) Work Site Hazardous Materials Information System Regulations (RSNWT 1988, C 81 (Supp))	
Transportation Of Dangerous Goods Act (1990, RSNWT (Nu) 1988, c 81 (Supp))	Transportation Of Dangerous Goods Regulations (1991, NWT Reg (Nu) 095-91)	

1.4 Related Documents

This *Explosives Management Plan* should not be taken as a stand alone sole source of information on the safe handling, storage and use of explosives at the Hope Bay site. It is intended to focus on how explosives should be stored and used on-site to minimize any potential environmental impact resulting from the presence and use of these explosive agents on-site.

Table 1.2. List of documents related to the Explosives Management Plan

Document Title	Relevance
Waste Rock, Ore and Mine Backfill Management Plan	Control transfer of blast residue to surface
Air Quality Management Plan	Outlines how fugitive dust, associated with blasting is managed and monitored
Emergency Response and Crisis Management Plan	Fire safety measures

1.5 Plan Management

This Plan is valid from date of approval. This Plan will be updated to incorporate any new commitments made by Agnico Eagle during the licence process and to incorporate any conditions contained within the water licence relating to the handling and management of explosives at the facilities. Revisions to the Plan can be triggered by activities such as changes in the mine plan, operational performance, personnel or organizational structure, mine ownership, regulatory or social considerations, and life cycle or design philosophy. The Plan is reviewed annually and is revised or updated as necessary in accordance with changing circumstances. Revisions to the Plan will submitted to the NWB.

2 Manufacture of Explosives

2.1 Infrastructure

Agnico Eagle is currently conducting a Request for Proposal (RFP) process for the construction of the explosive manufacturing plant and provision of explosives products (e.g. bulk Explosives, packaged explosives and accessories) for the Hope Bay project. The RFP process involves evaluating qualified vendors to design, construct and operate the emulsion plant under a long-term agreement.

The design, construction, operation and maintenance of the emulsion manufacturing plant, as well as the supply and purchase of explosive products and related services, are scheduled to commence on April 1, 2026. This activity will be conducted under an explosives plant licence to be obtained by the contractor on behalf of Agnico Eagle from the Explosives Division of Natural Resources Canada.

Following the selection of the provider and product formulation, specific measures shall be implemented to ensure full compliance with all applicable regulations and Agnico Eagle's management plans regarding the transportation, handling and use of materials employed in emulsion fabrication, including but not limited to surfactants, sodium nitrate, water and ammonium nitrate.

As the RFP process is still ongoing and no contract has been finalized, the information provided below reflects some parts of the scope and requirements outlined in the Request for Proposal. Until the emulsion plant is fully commissioned and operational, bagged ANFO will remain the main explosive product for use at Hope Bay.

2.2 Location

The emulsion plant and storage area will be safely located away from vulnerable facilities, as stipulated by the National Standard of Canada *CAN/BNQ 2910-510/2015 Explosives – Quantity Distances guidelines (2018)*.

As shown below in Figure 2-1, the facilities will be located East of Windy road, at approximately 5.8 km (direct line) and 8.4 km (driving distance) from Doris Camp.

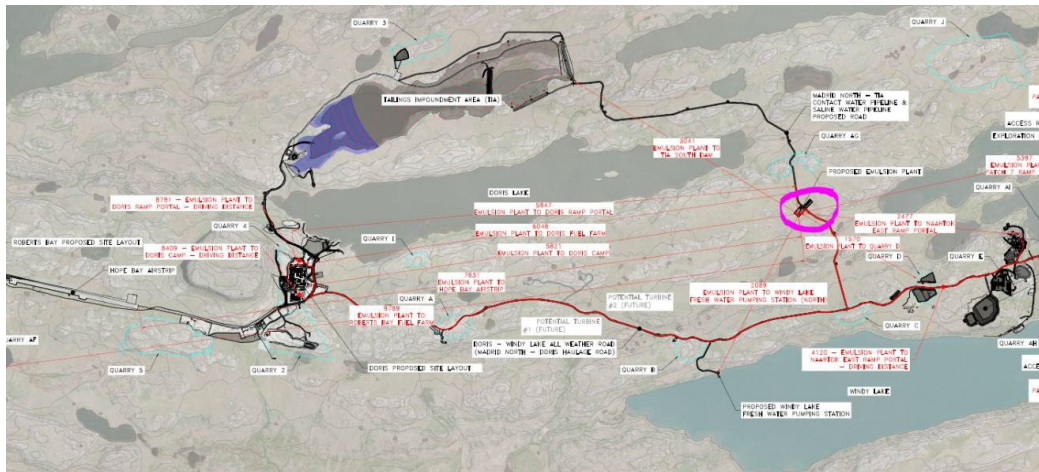


Figure 2-1: Hope Bay Site, Location of Emulsion Plant

Extremely low traffic volumes are anticipated on the road connecting Windy Road to the emulsion plant. This road will be restricted to authorized personnel only.

Below is a non-exhaustive list of additional relevant distances for consideration. These measurements are provided to support spatial planning, regulatory compliance and operational safety assessments for key reference points.

Table 2.1: Relevant Distances to Emulsion Plant

Emulsion Plant Distances to	Direct Line (m)	Driving Distance (m)
Doris Camp	5821	8409
Doris Fuel Farm	6048	
Airstrip	7831	
Roberts Bay Fuel Farm	9789	
Windy Lake Pump Station	2089	
Quarry D	1570	
Tailings Dam	3041	
Doris Mine Portal	5947	8791
Naartok Mine Portal	2477	4120
Patch 7 Mine Portal	5397	8672

The emulsion plant site includes an area for the facilities and a laydown for the raw materials. The available pad area for the plant construction is 6,825m² (105m x 65m) and 3,800 m² (100m x 38m) for the laydown area.

Agnico Eagle on-site environmental staff (or third-party consultants) will perform periodic safety and environmental audits of the facilities outlined on Figure 2-2 below.

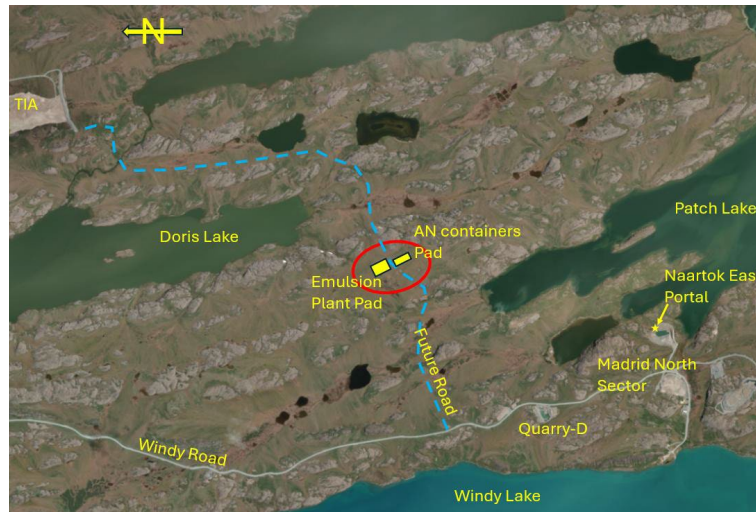


Figure 2-2: Location of Emulsion Plant

To assist in the safe and secure storage of fuel and hazardous materials, the following design criteria will be used for the facility and associated storage area :

- Design complies with the *National Fire Code*;
- Compliance with the Canadian Council of Ministers of the Environment (CCME), *Environmental Code of Practice for Aboveground and Underground Storage Tank Systems Containing Petroleum and Allied Petroleum Products (2003)*. This CCME code deals with inventory control, inspections, corrosion protection, records, and monitoring. Environment Canada's *Storage Tank Systems for Petroleum Products and Allied Petroleum Products Regulations* outlines registration and documentation requirements for storage tanks;
- Emulsion plant area is a restricted area, adequately signed indicating that hazardous materials/wastes are stored therein;
- All storage locations are clearly defined and marked to prevent damage to storage drums and containers in the event they are covered by snow;
- Incompatible materials are segregated by chemical compatibility within the storage area to prevent contact between materials in the event of a release;
- The emulsion plant respects the 31 metres required separation distance to surface waters;
- The emulsion plant is readily accessible for emergency interventions;
- The emulsion plant is adequately ventilated to prevent the build-up of noxious or toxic vapors.
- Secondary containment is built into the facility; and,

- Adequate spill and emergency response equipment is available at the plant site and in associated storage area (i.e., spill control, fire protection, etc.).

The current RFP specifies a plant designed to achieve a manufacturing capacity ranging between 3,500 and 10,000 tonnes of emulsion per contract year. It is worth mentioning that the upper limit is primarily intended for sensitivity analysis purposes at this stage. It allows for the evaluation of potential cost variations, infrastructure design implications and operational requirements, rather than serving as a definitive production target.

Additional details regarding the considerations outlined above, as well as the overall approach, will be provided in the forthcoming update to the *Explosives Management Plan*.

3 Handling and Storage of Explosives

3.1 Transport

Products required for blasting activities are transported to Hope Bay either by marine vessel or via dedicated cargo shipments from the south. Explosives delivered by sealift are offloaded at Roberts Bay and subsequently transferred to their designated underground and surface storage areas at the Mine site. This work is performed by Agnico Eagle personnel in collaboration with specialized logistics contractors, all of whom are trained and certified to handle these products.

Following the selection of the emulsion plant operator and explosives provider through the RFP process, it is anticipated that the chosen supplier will also assume on-site responsibilities related to explosives handling. But it remains highly likely that Agnico Eagle will transfer the Ammonium Nitrate (AN) seacans and other products required to fabricate the emulsion, upon arrival at the Roberts Bay port facility, to the storage pad adjacent to the emulsion plant. The plant operator will then be responsible for managing the different products using their own mobile equipment.

Until the transition to on-site manufacturing of emulsion and associated bulk product management is complete, the Hope Bay Mine will continue handling ANFO bags between approved storage areas, such as magazines, and their final point of use, such as blasting locations, in accordance with established practices and in full compliance with the Nunavut Mine Health and Safety Regulations (MHSR), Articles 14.29 to 14.33. This applies to both underground and surface work. Once the emulsion plant is operational, specific procedures will be developed to address the delivery of bulk explosives manufactured at the facility to designated surface or underground storage areas.

3.2 Storage

Initiation systems including detonators and products under the same classification are stored in Detonator Magazines on surface and underground while packaged explosives including boosters, detonating cord and the ammonium nitrate fuel oil (ANFO) bags currently in use are stored in Explosive Magazines.

For surface magazines, the required separation distances specified in the National Standard of Canada *CAN/BNQ 2910-510/2015 – Explosives: Quantity-Distance Guidelines (2015)* are strictly observed. For underground magazines, the storage areas are designed according to the Nunavut regulation. Each magazine location and its storage capacity have been submitted to the Workers' Safety and Compensation Commission (WSCC) for approval, and a permit has been duly issued.

Access to the magazines will be restricted to authorized personnel only and logbooks will be kept in each magazine for tracking purposes. Authorized personnel will be persons holding a Blasting Certificate or Provisional Blasting Certificate that is issued in accordance with Part VII of the MHSR of Nunavut. Agnico Eagle and its contractors will record the daily use of explosives and detonators, with records reviewed weekly and reconciled monthly. Blasters are responsible for ensuring that all explosives and accessories

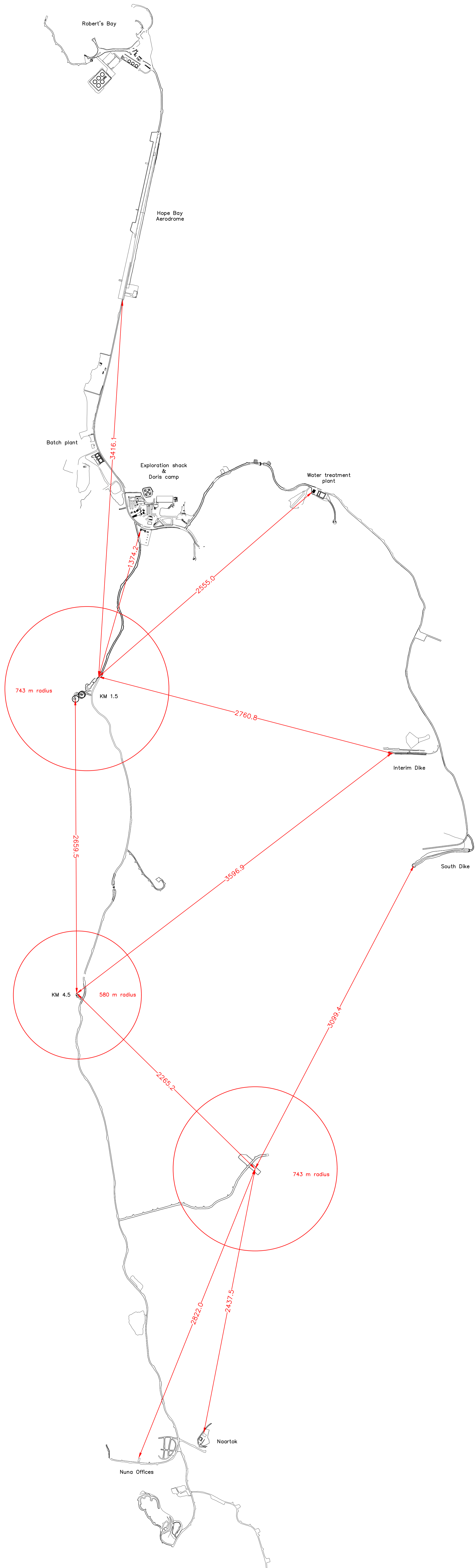
are properly accounted for. Any missing or found explosives must be reported immediately to the Supervisor. Magazine inventories will be audited regularly to maintain accuracy.

The magazines and emulsion plant will be maintained free of empty totes, bags and boxes, and will be swept clean on a regular basis. Similarly, vehicles used to transport explosives will be kept tidy and free of any empty packaging. Explosives will not be stored in vehicles when they are not in use.

3.2.1 Surface Storage

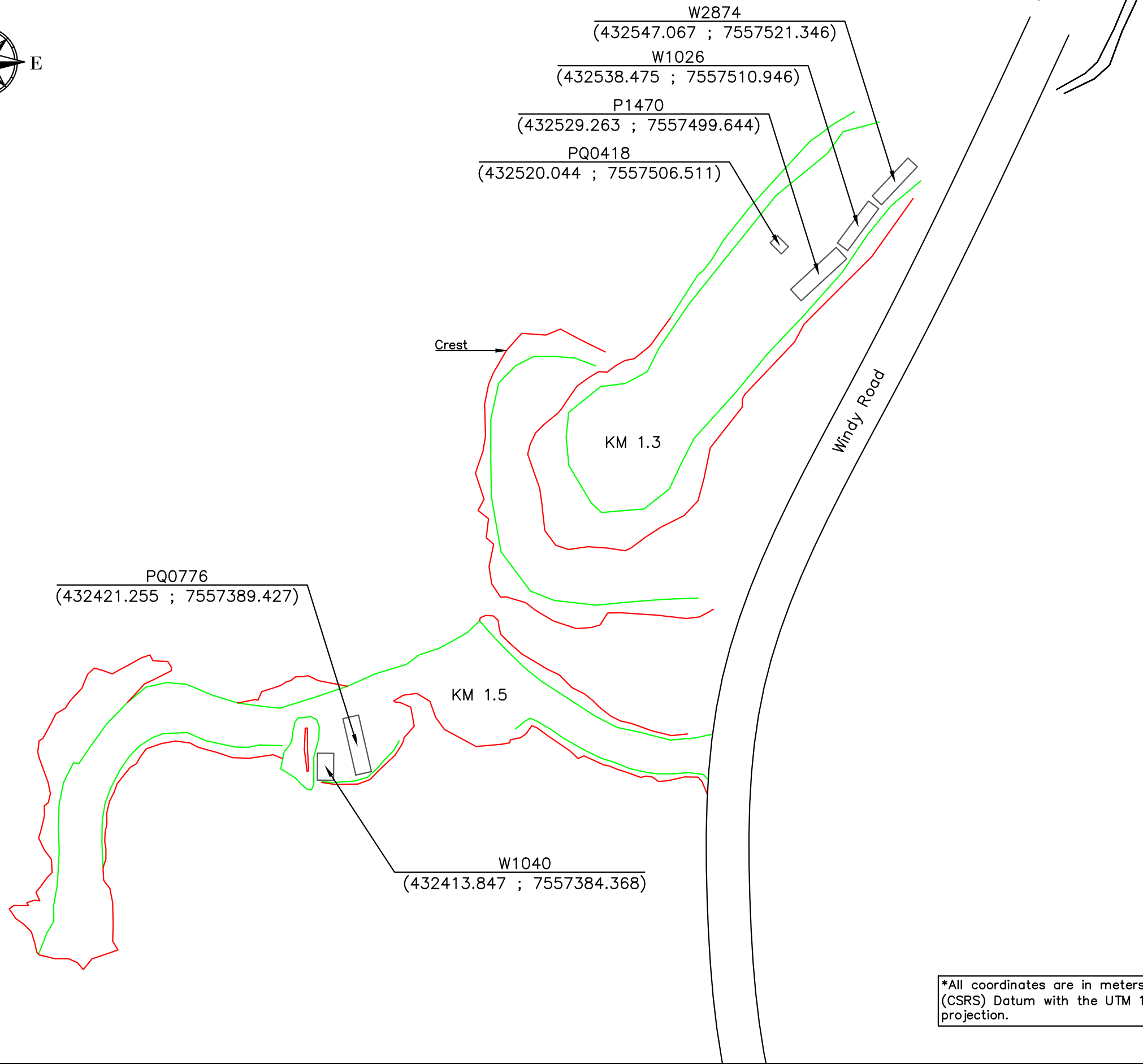

As shown in Figures 3-1 to 3-4, there are currently three permanent surface storage areas for explosives and initiation products, located along Windy Road at KM 1.5 and KM 4.5, and along the Madrid to TIA road.

Figure 3-1: Location of permanent surface storage areas for explosives



Révisions précédentes / Previous revisions			
Rev	Description	Date	Par
Dessins en référence/Reference Drawing			
Dessin	Date	Dessin	Date
Notes			
<p>Information à consulter sur le rapport de sondage (S&P) est sur le site web de l'Agence des ressources minières (ARM) à l'adresse suivante: www.arm.gouv.qc.ca</p> <p>Information to consult on the report of drilling (S&P) is on the website of the Agency of Mineral Resources (AMR) at the following address: www.arm.gouv.qc.ca</p>			
Dessiné par	Oliver Hamel	Date	01-15-2026
Approuvé par	N/A	Date	N/A
N° de projet	6209-447		
Date d'envoi	15 th of January 2026		
<p>Scale: 1:12 500 Sheet: 6209-447-142 Page: 1/1</p>			

Figure 3-2: Location of permanent surface storage areas for explosives at KM 1.5



*All coordinates are in meters, NAD83 (CSRS) Datum with the UTM 13N projection.



Révisions précédentes / Previous revisions

Rev	Description	Date	Par By

Dessins en référence/Reference Drawing

Dessin Drawing	Date

Notes

L'INFORMATION CI-CONTENUE EST LA PROPRIÉTÉ DE AGNICO EAGLE LTÉE ET DOIT ÊTRE RETOURNÉE SUR DEMANDE. SANS AUTORISATION ÉCRITE PRÉALABLE, TOUTE TRANSMISSION DE COPIE(S) À AUTRUI ET TOUTE UTILISATION AUTRE QUE CELLE POUR LAQUELLE L'INFORMATION EST PRÊTÉE SONT INTERDITES.
 © AGNICO EAGLE LTÉE

THE INFORMATION HERE ON IS THE PROPERTY OF AGNICO EAGLE LTD. AND MUST BE RETURNED UPON REQUEST.
 WITHOUT WRITTEN PERMISSION, ANY COPYING TRANSMITTAL TO OTHERS AND ANY USE EXCEPT THAT FOR WHICH IT IS LOANED ARE PROHIBITED.
 © AGNICO EAGLE LTD.

Dessiné par Drawn by	Olivier Hamel	Date	01/16/2026
Approuvé par Approved by	N/A	Date	N/A

NO. Projet Project NO. 6209-142

Date d'envoi Date of dispatch 16th of January 2026

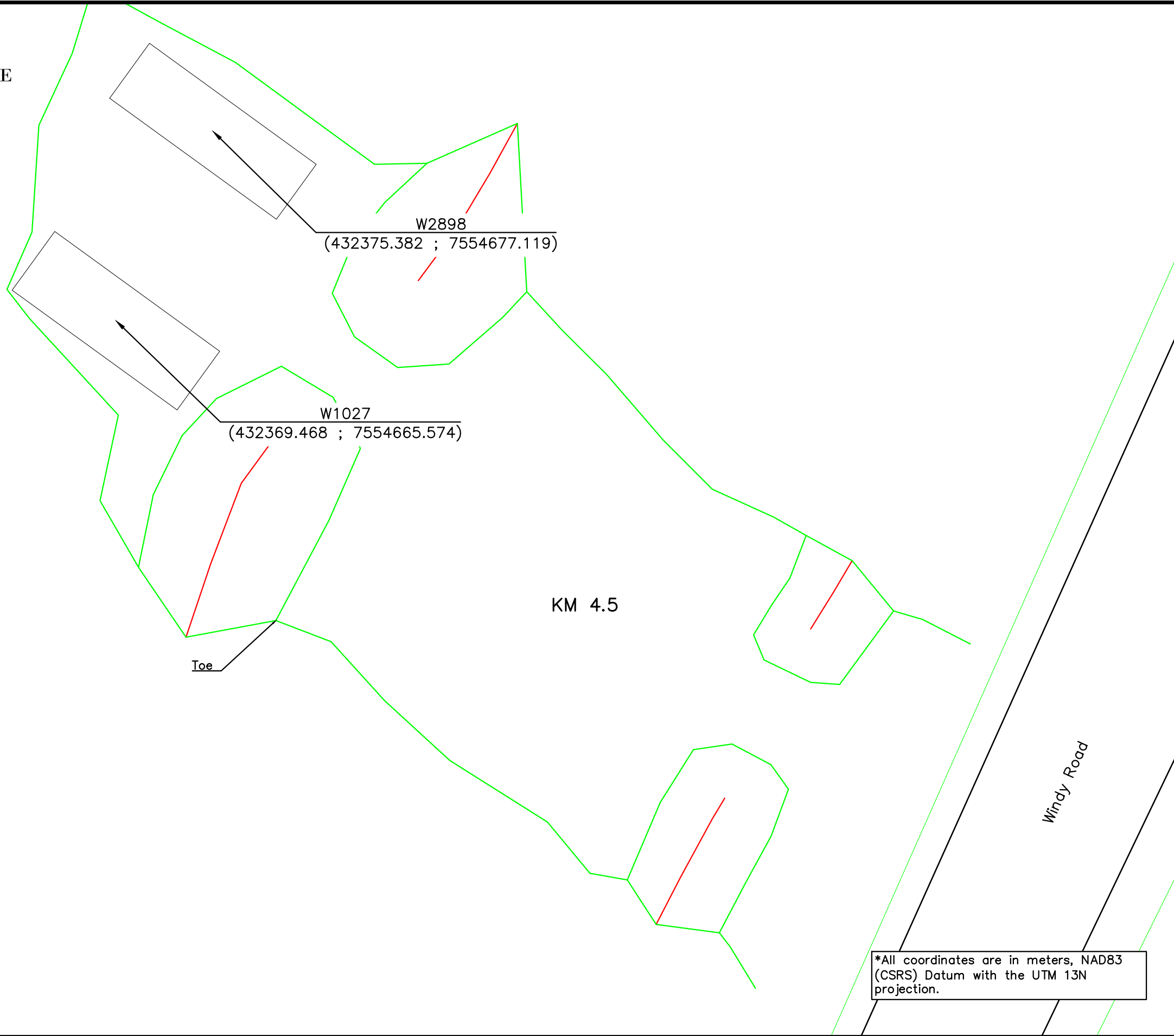

Titre Title

Agnico Eagle division (AEM)
 Hope Bay
 950 - Construction
 447 - Explosives
 142 - Surveyor

Echelle Scale 1:1000 FICHER FILE 447 - Magazines locations.dwg

No. DESSIN DRAWING NO. 6212-950-447 Rev. 0 Page 1/1

Figure 3-3: Location of permanent surface storage areas for explosives at KM 4



Révisions précédentes / Previous revisions

Rev	Description	Date	Par By

Dessins en référence/Reference Drawing

Dessin Drawing	Date

Notes

L'INFORMATION CI-CONTENUE EST LA PROPRIÉTÉ DE AGNICO EAGLE LTÉE ET DOIT ÊTRE RETOURNÉE SUR DEMANDE. SANS AUTORISATION ÉCRITE PRÉALABLE, TOUTE TRANSMISSION DE COPIE(S) À AUTRUI ET TOUTE UTILISATION AUTRE QUE CELLE POUR LAQUELLE L'INFORMATION EST PRÊTÉE SONT INTERDITES.
 © AGNICO EAGLE LTÉE

THE INFORMATION HERE ON IS THE PROPERTY OF AGNICO EAGLE LTD. AND MUST BE RETURNED UPON REQUEST.
 WITHOUT WRITTEN PERMISSION, ANY COPYING TRANSMITTAL TO OTHERS AND ANY USE EXCEPT THAT FOR WHICH IT IS LOANED ARE PROHIBITED.
 © AGNICO EAGLE LTD.

Dessiné par / Drawn by	Olivier Hamel	Date	01/16/2026
Approuvé par / Approved by	N/A	Date	N/A

NO. Projet / Project NO. 6209-142

Date d'envoi / Date of dispatch 16th of January 2026


Titre / Title

Agnico Eagle division (AEM)
 Hope Bay
 950 - Construction
 447 - Explosives
 142 - Surveyor

Echelle / Scale 1:250 FICHIER / FILE 447 - Magazines locations.dwg

No. DESSIN / DRAWING NO. 6212-950-447 Rev. 0 Page 1/1

Figure 3-4: Location of permanent surface storage areas for explosives at Madrid to TIA Road



Plan clé
Key plan



Révisions précédentes / Previous revisions

Rev	Description	Date	Par By

Dessins en référence/Reference Drawing

Dessin Drawing	Date
Dessiné par Drawn by	Date

Notes

L'INFORMATION CI-CONTENUE EST LA PROPRIÉTÉ DE AGNICO EAGLE LTÉE ET DOIT ÊTRE RETOURNÉE SUR DEMANDE, SANS AUTORISATION ÉCRITE PRÉALABLE, TOUTE TRANSMISSION DE COPIE(S) À AUTRUI ET TOUTE UTILISATION AUTRE QUE CELLE POUR LAQUELLE L'INFORMATION EST PRÊTÉE, SONT INTERDITES.
© AGNICO EAGLE LTÉE

THE INFORMATION HERE ON IS THE PROPERTY OF AGNICO EAGLE LTD. AND MUST BE RETURNED UPON REQUEST.
WITHOUT WRITTEN PERMISSION, ANY COPYING, TRANSMITTAL TO OTHERS AND ANY USE EXCEPT THAT FOR WHICH IT IS LOANED ARE PROHIBITED.
© AGNICO EAGLE LTD.

Dessiné par Drawn by	Olivier Hamel	Date	7/30/2025
Approuvé par Approved by	N/A	Date	N/A

NO. Projet / Projet NO. 6209-950

Date d'envoi / Date of dispatch 30th of July 2025

Titre / Title

Agnico Eagle division (AEM)
Hope Bay
950 - Construction
447 - Emulsion magazines
142 - Surveyor

Échelle / Scale 1:350
FICHER / FILE 447 - Emulsion Magz location.dwg

No. DESSIN / DRAWING NO. 6209-950-447
Rev. 0
Page 1/1

(433983.926 ; 7553112.032) (433996.498 ; 7553100.294) (434009.070 ; 7553088.555)



PQ1304




PQ1305



PQ1306


Emulsion Storage Pad

Crest →




PQ0775

(433965.952 ; 7553092.781)



PQ1307

(433978.524 ; 7553081.043)



PQ1308

(433991.096 ; 7553069.305)

*All coordinates are in meters, NAD83 (CSRS) Datum with the UTM 13N projection.

3.2.2 Underground Storage

There are currently 9 approved underground storage areas for explosives and initiation products at Hope Bay. Seven of these are located at the Doris underground (UG) mine and are designated as shown in Table 3.1.

Table 3.1 : Doris Underground Magazines

Type	Location
UG Explosives Magazine	Doris Portal (150m from Portal entrance)
UG Explosives Magazine	Doris BTD Remuck #5 A & B
UG Explosives Magazine	Doris 4820 A & B
UG Explosives Magazine	Doris DCN Ramp
UG Explosives Magazine	Doris 201 Level
UG Explosives Magazine	Doris 4976
UG Detonators Magazine	Doris Portal (380m from Portal entrance)

Since Agnico Eagle began developing the Naartok ramp at Madrid in September 2024, two additional underground storage areas have been established.

Table 3.2 : Naartok Underground Magazines

Type	Location
UG Explosives Magazine	Naartok East
UG Detonators Magazine	Naartok East

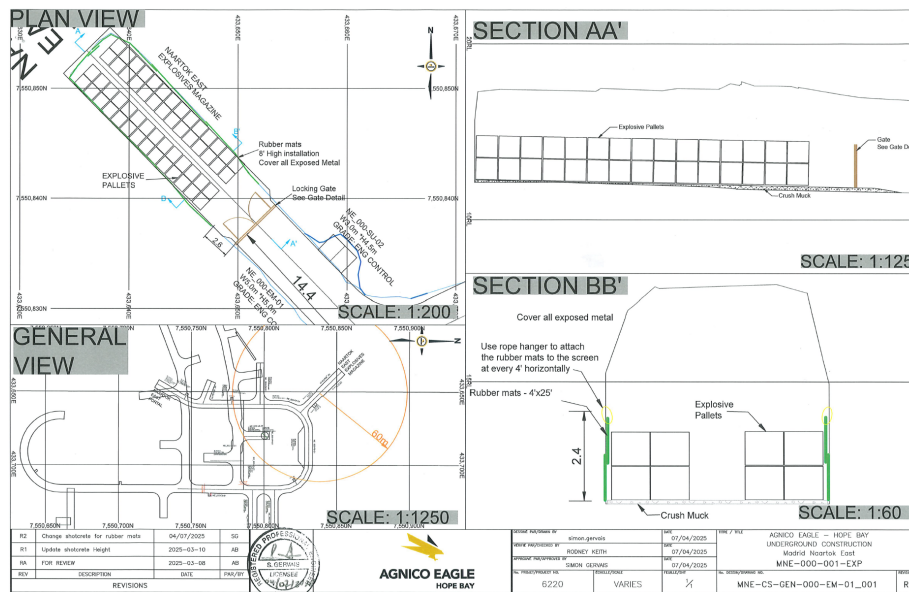


Figure 3-5: Example of an Existing Underground Explosives Magazine

3.3 Blasting Activities

Blasting for underground mining operations typically occurs at the end of each shift, up to twice per day. Secondary blasting operations, such as those required to address misfires or oversized rock fragments, may occur during active shifts. In such cases, specific safety procedures must be implemented and strictly adhered to in order to protect personnel and maintain compliance with applicable regulations.

For surface blasting, since the current mine plan does not include open-pit mining, activities will primarily involve quarry work (removal of overburden and waste for construction material) and, when required, the blasting of frozen stockpiles. The timing of blasting on surface will vary depending on site-specific conditions and safety requirements, ensuring operations are conducted in accordance with regulatory standards and to minimize risk to personnel, wildlife and infrastructure.

Daily blast reports shall be maintained by Blasters and their Supervisors, documenting any deviations from the engineered design, the date and time of the blast, and the names of the Blaster and helpers. The Mine Engineering and Construction departments shall retain records of all underground and surface blasts.

At the end of all blasting activities, any unused explosives will be promptly returned to their respective storage magazines without undue delay, and the available logbooks will be updated to accurately reflect quantities and movements. This practice ensures proper inventory control and compliance with applicable regulations.

3.4 Type of Explosives

A wide range of explosives products and accessories are utilized for both surface and underground blasting operations. Blasting using nonel initiation systems is the general practice for surface and electrical initiation systems for underground operations. In the future, Hope Bay plans to move to a wireless Long-Term Evolution initiation system. At this time, no production blasting is occurring at site. Surface drill-and-blast activities are primarily for infrastructure development and quarry work, while underground blasting is focused on lateral development and occasional vertical development.

The most commonly used products at Hope Bay are:

Underground:

- ANFO;
- Electric Detonators;
- Nonel LP Detonators;
- Trojan Boosters 10g, 90g and 150g;
- Dyno AP sticks - Packaged emulsion; and,
- Duplex lead wire.

Surface:

- ANFO (including Water Resistant ANFO (WR));
- BLASTGEL 1070 – Packaged emulsion;
- Nonel EZDet and EZTL;
- Trojan Booster 350g and Orica Pentex 340g; and,
- Dyno and Orica Lead wire.

4 Blasting Safety Measures

This section summarizes key safety requirements and best practices for blasting, drawn from site procedures and regulations. These measures are designed to protect personnel, maintain compliance, and ensure the quality of blasting operations.

4.1 Adverse weather (Electrical storm)

When storm is 25–50 km away:

- Stop all loading and blasting activities in quarries; and,
- Stop all explosives transportation; no explosives should remain on surface.

When storm is less than 25 km away:

- Stop all loading and blasting activities in quarries;
- Stop all explosives transportation; no explosives should remain on surface;
- Stop all loading and blasting activities underground;
- If underground loading and blasting activities have started:
 - Disconnect from the main line; and,
 - Ensure the blasting switch is closed and locked.
- All underground workers must leave workplaces or faces that are loaded and barricade the area with proper signage.

4.2 Underground Blasting

Underground blasting is to be conducted at approximately the same time each day. Prior to any blasting activity, the Supervisor must provide authorization for all blasts to be connected to the blasting system. The underground work area must be fully evacuated of personnel, and the last individual to exit is responsible for securing all portal entrances.

Before initiating the blast, all employees must return to the surface and remove their identification badges from the presence board. The Supervisor must verify that no badges remain on the board, confirming that all personnel are accounted for, prior to activating the blasting sequence.

4.3 Surface Blasting

Surface blasting monitoring protocol is detailed in Surface Blasting Standard Operating Procedure (SOP). The purpose of this SOP is to establish the roles and responsibilities of each participant in the blasting

operation process, ensuring the clearance of the blasting area and communication among stakeholders. High level details are provided below.

Notification & Signage

- Send blast notification 24 hours in advance to designated emails list including blast map, radius, and guard locations. This information is also included in the Daily Toolbox Talk communication.
- Install blast notification signs outside the blast radius along access roads.

Pre-Blast Coordination

- Issue 2-hour warning on PA GRIZZLY/SURF and notify Air Traffic Control.
- Assign blast guards per blast map.
- Issue 1-hour warning; guards move into position and confirm readiness.
- Environment scans blast radius for wildlife; delay blast if wildlife present.
- Departments confirm personnel are outside blast radius.

Final Checks & Warnings

- Confirm clearance from all departments and Environment.
- Issue 10-minute warning; confirm helicopters grounded.
- Issue 2-minute warning, declare radio silence and sound siren twice.
- Issue 10-second warning before detonation.

4.4 Emergency Response

The *Emergency Response and Crisis Management Plan (ERP)* provides clear guidance for employees, contractors and visitors to respond effectively to emergencies at the Hope Bay site. Its objectives are to prevent injuries and fatalities, protect the environment and community and minimize damage to facilities. This is a living document, reviewed and updated regularly.

Explosives manufacturing is not currently conducted at the Hope Bay site, however, bulk explosives are stored within designated magazines. In the event of a fire involving an explosives magazine, all personnel are required to immediately evacuate to the designated safe area. Under no circumstances is any individual permitted to proceed beyond the established muster points without explicit authorization from the Manager on Duty.

4.5 Spill Management

4.5.1 Spills

4.5.1.1 Marine Resupply

Marine transporters are required under Federal regulation to have spill response plans in place prior to the transportation of dangerous goods in northern waters. Agnico Eagle has verified that its current marine transportation contractor has a valid spill and emergency response plans covering the transport of hazardous materials, including explosives. Similar requirements will be enforced on any alternate marine transportation contractors that may be used by Agnico Eagle in the future.

4.5.1.2 Explosives Spills at Hope Bay

At the Hope Bay Mine, spills of explosive agents could potentially occur and will be responded to as outlined in the Spill Response Plan.

4.5.2 Disposal

Prior to Agnico Eagle's acquisition of the Hope Bay Mine from TMAC Resources Inc. (TMAC), the site had already undergone multiple stages of development and production. Consequently, over the years, various types of explosives and related products were introduced to the site in response to evolving mine plans, production profiles and trial activities.

Following a comprehensive analysis and an extensive site-wide inventory, Agnico Eagle proactively addressed the situation and engaged with the WSCC to ensure full compliance. Since early 2024, a significant quantity of aged explosive products has been either transferred to other Agnico Eagle operations, consumed on-site under strict protocols or securely stored pending testing for final destruction.

In August 2025, Dyno Nobel representatives visited the Hope Bay site to conduct Velocity of Detonation (VOD) and detonation performance tests on expired explosives. The primary objective was to identify products that remained suitable for use (defined as achieving a VOD greater than 90% of the manufacturer's specifications) and to distinguish those requiring disposal or potential safe blending with newer products during regular operations.

Following this visit, an updated version of the aged explosives management strategy was communicated to the WSCC in September 2025 to outline the path forward. This includes a comprehensive plan to be developed to safely execute the on-site destruction of products that fall below specification, whether existing inventory or any products that may fall into this category in the future. Typically, these explosives are either incinerated or detonated under strictly controlled conditions. Updates on this process will be incorporated into future revisions of the *Explosives Management Plan*.

5 References

- Government of Canada. (1999). *Canadian Environmental Protection Act, 1999* (S.C. 1999, c. 33).
- Government of Canada. (R.S.C., 1985, c. F-14). *Fisheries Act*.
- Government of Canada. (R.S.C., 1985, c. E-17). *Explosives Act*.
- Canadian Commission on Building and Fire Codes. (2010). *National Fire Code of Canada 2010*. Ottawa, ON: National Research Council of Canada.
- Government of Canada. (1992, c. 34). *Transport of Dangerous Goods Act, 1992*.
- Government of Northwest Territories. (R.S.N.W.T. (Nu) 1988, c. E-7). *Environmental Protection Act*.
- Government of Northwest Territories. (S.N.W.T. (Nu) 1994, c. 25). *Mine Health and Safety Act*.
- Government of Northwest Territories. (R.S.N.W.T. (Nu) 1988, c. E-10). *Explosives Use Act*.
- Government of Northwest Territories. (R.S.N.W.T. (Nu) 1988, c. F-6). *Fire Prevention Act*.
- Government of Northwest Territories. (R.S.N.W.T. 1988, c. S-1). *Safety Act*.
- Government of Northwest Territories. (1990; R.S.N.W.T. (Nu) 1988, c. 81 (Supp)). *Transportation of Dangerous Goods Act*.
- Bureau de normalisation du Québec. (2015). *CAN/BNQ 2910-510/2015: Explosives – Quantity-Distance Guidelines*. Ottawa, ON: Standards Council of Canada.
- Canadian Council of Ministers of the Environment. (2003). *Environmental Code of Practice for Aboveground and Underground Storage Tank Systems Containing Petroleum and Allied Petroleum Products*. Winnipeg, MB: Canadian Council of Ministers of the Environment.
- Government of Nunavut. (n.d.). *Mine Health and Safety Regulations (MHSR), Articles 14.29–14.33*.
- Bureau de normalisation du Québec. (2015). *CAN/BNQ 2910-510/2015: Explosives – Quantity-Distance Guidelines*. Ottawa, ON: Standards Council of Canada.